

Is ChatGPT a Good Teacher Coach?

Measuring Zero-Shot Performance For Scoring and Providing Actionable Insights on Classroom Instruction

Rose Wang

rewang@cs.stanford.edu
Stanford University

Dorottya Demszky

ddemszky@stanford.edu
Stanford University

Abstract

Coaching, which involves classroom observation and expert feedback, is a widespread and fundamental part of teacher training. However, the majority of teachers do not have access to consistent, high quality coaching due to limited resources and access to expertise. We explore whether generative AI could become a cost-effective complement to expert feedback by serving as an automated teacher coach. In doing so, we propose three teacher coaching tasks for generative AI: (A) scoring transcript segments based on classroom observation instruments, (B) identifying highlights and missed opportunities for good instructional strategies, and (C) providing actionable suggestions for eliciting more student reasoning. We recruit expert math teachers to evaluate the zero-shot performance of ChatGPT on each of these tasks for elementary math classroom transcripts. Our results reveal that ChatGPT generates responses that are relevant to improving instruction, but they are often not novel or insightful. For example, 82% of the model’s suggestions point to places in the transcript where the teacher is already implementing that suggestion. Our work highlights the challenges of producing insightful, novel and truthful feedback for teachers while paving the way for future research to address these obstacles and improve the capacity of generative AI to coach teachers.¹

1 Introduction

Classroom observation, coupled with coaching, is the cornerstone of teacher education and professional development internationally (Adelman and Walker, 2003; Wragg, 2011; Martinez et al., 2016; Desimone and Pak, 2017). In the United States, teachers typically receive feedback from school administrators or instructional coaches, who assess teachers based on predetermined criteria and

rubrics. These structured evaluations often involve pre- and post-observation conferences, where the observer and teacher discuss teaching strategies and reflect on the observed instruction.

Despite its widespread adoption, classroom observation lacks consistency across schools and different learning contexts due to time and resource constraints, human subjectivity, and varying levels of expertise among observers (Kraft et al., 2018; Kelly et al., 2020). Frequency and quality of feedback can vary significantly from one school or learning context to another, resulting in disparities in teacher development opportunities and, consequently, student outcomes.

Prior work has sought to complement the limitations of manual classroom observation by leveraging natural language processing (NLP) to provide teachers with scalable, automated feedback on instructional practice (Demszky et al., 2023a; Suresh et al., 2021). These approaches offer low-level statistics of instruction, such as the frequency of teaching strategies employed in the classroom—different from the high-level, actionable feedback provided during coaching practice. Receiving high-level, actionable feedback automatically could be easier for teachers to interpret than low level statistics, and such feedback also aligns more closely with existing forms of coaching.

Recent advances in NLP have resulted in models like ChatGPT that have remarkable few-shot and zero-shot abilities. ChatGPT has been applied to various NLP tasks relevant to education, such as essay writing (Basic et al., 2023) or assisting on mathematics problems (Pardos and Bhandari, 2023), and providing essay feedback to students (Dai et al., 2023). A survey conducted by the Walton Family Foundation shows that 40% of teachers use ChatGPT on a weekly basis for tasks such as lesson planning and building background knowledge for lessons (Walton Family Foundation, 2023). Given ChatGPT’s potential and teachers’ growing

¹The code and model outputs are open-sourced here: <https://github.com/rosewang2008/zero-shot-teacher-feedback>.

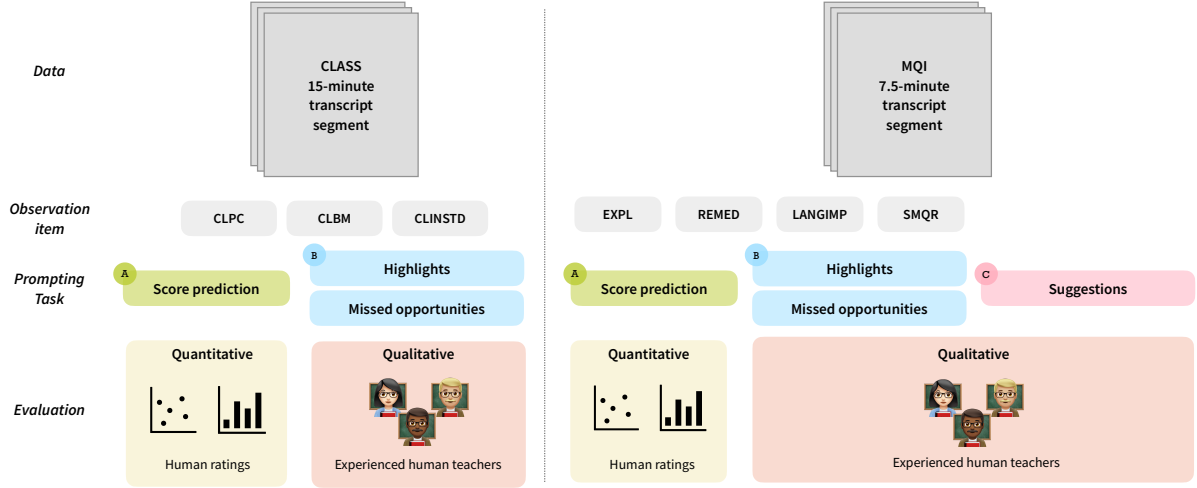


Figure 1: Setup for the automated feedback task. Our work proposes three teacher coaching tasks. Task A is to score a transcript segment for items derived from classroom observation instruments; for instance, CLPC, CLBM, and CLINSTD are CLASS observation items, and EXPL, REMED, LANGIMP, SMQR are MQI observation items. Task B is to identify highlights and missed opportunities for good instructional strategies. Task C is to provide actionable suggestions for eliciting more student reasoning.

familiarity with it, we are interested in the following research question: Can ChatGPT help instructional coaches and teachers by providing effective feedback, like generating classroom observation rubric scores and helpful pedagogical suggestions?

To answer this question, we propose the following teacher coaching tasks for generative AI.

Task A. *Score* a transcript segment for items derived from classroom observation instruments

Task B. *Identify highlights and missed opportunities* for good instructional strategies

Task C. *Provide actionable suggestions* for eliciting more student reasoning

We evaluate the performance of ChatGPT with zero-shot prompting on each of these tasks via the process in Figure 1. We use the NCTE dataset (Demszky and Hill, 2022), a large dataset of elementary math classroom transcripts. The data is annotated by experts with two observation protocols: the Classroom Assessment Scoring System (CLASS) (Pianta et al., 2008) and Mathematical Quality Instruction (MQI) (Hill et al., 2008) instruments. We prompt ChatGPT to score segments from these transcripts (Task A) and to identify highlights and missed opportunities (Task B) with respect to items derived from CLASS and MQI. Finally, we prompt the model to generate suggestions

to the teacher for eliciting more student mathematical reasoning in the classroom (Task C). We evaluate ChatGPT by comparing the model’s numerical predictions to raters’ scores in the NCTE data (Task A). We also recruit math teachers to rate the ChatGPT’s responses along multiple helpfulness criteria (Tasks B & C).

We find that ChatGPT has significant room for improvement in all three tasks, but still holds promise for providing scalable high-quality feedback. On predicting scores, ChatGPT has low correlation with human ratings across all observation items even with added rubric information and reasoning. On identifying highlights and missed opportunities, ChatGPT generates responses that are often not insightful (50-70%) or relevant (35-50%) to what is being asked for by both instruments. Finally, the majority of suggestions generated by ChatGPT (82%) describe what the teacher already does in the transcript. Nonetheless, the model does generate a majority of suggestions that are actionable and faithfully interpret the teaching context. We believe that with further development, ChatGPT can become a valuable tool for instructional coaches and teachers. Our work highlights an exciting area for future research to improve on the current limitations of automated feedback systems.

In sum, we make the following contributions: we (1) propose three teacher coaching tasks for

generative AI, (2) recruit expert teachers to evaluate ChatGPT’s zero-shot performance on these tasks given elementary math classroom transcripts, (3) demonstrate that ChatGPT is useful in some aspects but still has a lot of room for improvement, and finally (4) highlight directions for future directions towards providing useful feedback to teachers.

2 Related Work

Automated feedback to educators. Prior works on automated feedback tools provide analytics on student engagement and progress (Su et al., 2014; Schwarz et al., 2018; Aslan et al., 2019; Bonneton-Botté et al., 2020; Alrajhi et al., 2021, among others). These tools enable teachers to monitor student learning and intervene as needed. Recent NLP advances are able to provide teachers feedback on their classroom discourse, promoting self-reflection and instructional development (Samei et al., 2014; Donnelly et al., 2017; Kelly et al., 2018; Jensen et al., 2020). For example, Suresh et al. (2021) provides feedback to teachers on their teaching moves, such as how frequently the teacher revoices a student’s idea or how frequently the teacher asks students to reason aloud. Jacobs et al. (2022) provides evidence that K-12 math teachers receive this kind of feedback positively. A similar tool, M-Powering Teachers, provides feedback to teachers on their uptake of student ideas and demonstrates effectiveness in the 1-on-1 learning setting (Demszky and Liu, 2023). and online group instruction Demszky et al. (2023b). Altogether, these findings show a positive impact of cost-effective automated tools. They prompt further investigations into what other types of automated feedback are effective. Our work constitutes one exploration in this area.

Testing zero-shot capabilities of ChatGPT. Recent works have measured the capabilities of ChatGPT for annotation on established datasets and benchmarks (Kuzman et al., 2023; He et al., 2023; Gilardi et al., 2023; Dai et al., 2023). For example, in a non-education setting, Gilardi et al. (2023) evaluates the zero-shot ability of ChatGPT to classify tweets. Dai et al. (2023) is a recent education work that investigates ChatGPT’s zero-shot ability to provide feedback to students on business project proposals. However, their study only utilizes a single broad prompt to solicit feedback and they do not evaluate for common model issues like hallucination (Ji et al., 2023). Our work proposes

three concrete tasks to generate different forms of feedback for teachers, and our evaluation targets common qualitative issues in model generations. For other recent applications of ChatGPT, we refer the reader to Liu et al. (2023).

3 Data

We use the National Center for Teacher Effectiveness (NCTE) Transcript dataset (Demszky and Hill, 2022) in this work, which is the largest publicly available dataset of U.S. classroom transcripts linked with classroom observation scores. The dataset consists of 1,660 45-60 minute long 4th and 5th grade elementary mathematics observations collected by the NCTE between 2010-2013. The transcripts are anonymized and represent data from 317 teachers across 4 school districts that serve largely historically marginalized students.

Transcripts are derived from video recordings, which were scored by expert raters using two instruments at the time of the NCTE data collection: the Classroom Assessment Scoring System (CLASS) (Pianta et al., 2008) and Mathematical Quality Instruction (MQI) (Hill et al., 2008) instruments. We evaluate ChatGPT’s ability to predict scores for both instruments, as described below.

The CLASS instrument. CLASS is an observational instrument that assesses classroom quality in PK-12 classrooms along three main dimensions: *Emotional Support*, *Classroom Organization* and *Instructional Support*. Each of these dimensions is measured by multiple observation items; we choose one item from each dimension to provide a proof-of-concept. For *Emotional Support*, we focus on the POSITIVE CLIMATE (CLPC) item, which measures the enjoyment and emotional connection that teachers have with students and that students have with their peers. For *Classroom Organization*, we focus on the BEHAVIOR MANAGEMENT (CLBM) item which measures how well the teachers encourage positive behaviors and monitor, prevent and redirect misbehavior. Finally, for *Instructional Support*, we focus on the INSTRUCTIONAL DIALOGUE (CLINSTD) dimension which measures how the teacher uses structured, cumulative questioning and discussion to guide and prompt students’ understanding of content. Each item is scored on a scale of 1-7 where 1 is low and 7 is high. All items are scored on a 15-minute transcript segment, which is typically about a third or fourth of the full classroom duration.

The MQI instrument. The MQI observation instrument assesses the mathematical quality of instruction, characterizing the rigor and richness of the mathematics in the lesson, along four dimensions: *Richness of the Mathematics*, *Working with Students and Mathematics*, *Errors and Imprecision*, and *Student Participation in Meaning-Making and Reasoning*. Similar to CLASS, each of these dimensions is measured by several observation items and we select one from each. For *Richness of the Mathematics*, we focus on the EXPLANATIONS (EXPL) dimension which evaluates the quality of the teacher’s mathematical explanations. For *Working with Students and Mathematics*, we focus on the REMEDIATION OF STUDENT ERRORS AND DIFFICULTIES (REMEDI) which measures how well the teacher remediates student errors and difficulties. For *Errors and Imprecision*, we focus on the IMPRECISION IN LANGUAGE OR NOTATION (LANGIMP) dimension which measures the teacher’s lack of precision in mathematical language or notation. Finally, for *Student Participation in Meaning-Making and Reasoning*, we focus on the STUDENT MATHEMATICAL QUESTIONING AND REASONING (SMQR) dimension which measures how well students engage in mathematical thinking. These items are scored on scale of 1-3 where 1 is low and 3 is high. They are scored on a 7.5 minute transcript segment, which is typically a seventh or eighth of the full classroom duration.

3.1 Pre-processing

Transcript selection. Due to classroom noise and far-field audio, student talk often contains inaudible talk marked as “[inaudible]”. In preliminary experiments, we notice that ChatGPT often overinterprets classroom events when “[inaudible]” is present in the student’s transcription. For example, the model misinterprets the transcription line “student: [inaudible]” as “A student’s response is inaudible, which may make them feel ignored or unimportant.” or the line “Fudge, banana, vanilla, strawberry, banana, vanilla, banana, [inaudible]. [...]” as the teacher allowing students to talk over each other and interrupt the lesson. To reduce the occurrences of the model overinterpreting the classroom events and best evaluate the model’s ability to provide feedback, we only consider transcripts where less than 10% of the student contributions includes an “[inaudible]” marker. Because these transcripts are very long and it would be costly to

evaluate ChatGPT on all of the transcripts, we randomly pick 10 for the CLASS instrument and 10 for the MQI instrument to use.

Transcript segmentation. The CLASS observation instrument applies to 15-minute segments and MQI to 7.5-minute segments. Each transcript has an annotation of the total number of CLASS segments and MQI segments. We split each transcript into segments by grouping utterances into equal-sized bins. For example, if a transcript has 3 CLASS segments and 300 utterances, we each segment will have 100 utterances each.

Segment formatting. In the *quantitative* Task A experiments, every utterance in the transcript segment is formatted as: “<speaker>: <utterance>”. <speaker> is either the teacher or a student and <utterance> is the speaker’s utterance. In our *qualitative* Task B and C experiments, we mark every utterance with a number. The utterance is formatted as: “<utterance number>. <speaker>: <utterance>”. We use utterance numbers in the qualitative experiments because our prompts ask the model to identify utterances when providing specific feedback. In contrast, the quantitative experiments evaluate the entire transcript segment holistically.

4 Methods

We use the `gpt-3.5-turbo` model through the OpenAI API, the model that powers ChatGPT. We decode with temperature 0. We employ zero-shot prompting in our study for three reasons. First, transcript segments are long, and the length of annotated example segments would exceed the maximum input size. Second, zero-shot prompting mimics most closely the current ways in which teachers interact with ChatGPT. Third, we are interested in evaluating ChatGPT’s capabilities off-the-shelf, without additional tuning.

4.1 Prompting

We provide an overview of prompting methods. Appendix A contains all the prompts used in this work and information about how they are sourced.

Task A: Scoring transcripts. We zero-shot prompt ChatGPT to predict observation scores according to the CLASS and MQI rubrics. We employ three prompting techniques: (1) prompting to directly predict a score with 1-2 sentence summary of the item (*direct answer*, DA) – see example for

CLBM in Figure 6, (2) same as DA but with additional one-sentence descriptions for low/mid/high ratings (*direct answer with description*, DA⁺) and (3) same as DA, with asking the model to provide reasoning before predicting a score (*reasoning then answer*, RA). RA follows recent literature on LLM prompting with reasoning where models benefit from added reasoning on mathematical domains (Wei et al., 2022, *inter alia*). The item descriptions all derived from the original observation manuals, condensed to fit the context window of the model while accounting for space taken up by the transcript segment. For all the prompts, the model correctly outputs integer values within each observation instrument’s score range.

Task B: Identify highlights and missed opportunities. We zero-shot prompt ChatGPT to identify and elaborate on highlights and missed opportunities for CLASS and MQI items. Specifically, we prompt ChatGPT to identify 5 good and bad examples (i.e. missed opportunities or poor execution) of each dimension. The prompt includes numbered transcript sentences and asks the model to indicate the line number, before explaining the example. See Figure 2 for an example of the prompt and model outputs.

Task C: Provide actionable suggestions for eliciting student reasoning. We zero-shot prompt ChatGPT to provide actionable suggestions to the teacher for eliciting more student mathematical reasoning in the classroom. This task is open-ended: We simply ask the model to provide 5 suggestions for the teacher for eliciting more student reasoning in the classroom. We provide the model with a definition of student reasoning. The prompt includes numbered transcript sentences and asks the model to indicate the line number, before explaining the example. We use the MQI transcript segments because they are shorter and more likely to fit within the model’s context window. See Figure 3 for an example of the prompt and model outputs.

4.2 Validation

We describe the analytical methods we use to answer each of the research questions.

Task A. The NCTE transcript dataset contains CLASS and MQI scores from human annotators. We compare ChatGPT’s predictions against the human annotator scores. We randomly pick 100 transcript segments from the processed dataset (rf.

Example of Task B

Consider the following classroom transcript.

Transcript:

1. student: Because -
2. teacher: Nice and loud so we can hear you.
3. student: I did 12 times 3 equals 36.
4. teacher: Okay, 12 times 3 equals 36.
5. student: Times 2, 36 times 2.
6. teacher: Then 36 times 2 equals 72. And that’s your answer, right? Seventy-two inches. Where’d you get the 12 from?
[...]
26. teacher: We’re doing something different now. I need everyone’s attention up front. Everyone should be looking up here. Paying attention to me. Right now the question is right here. How many inches are in one yard?
[...]

Please do the following.

1. Provide up to 5 good examples of the teacher’s behavior management. Behavior management encompasses the teacher’s use of effective methods to encourage desirable behavior and prevent and re-direct misbehavior.
2. Provide up to 5 bad examples (eg. missed opportunities or poor execution) of the teacher’s behavior management.
[...]

Model response

Good examples:

1. Line number: 2, Segment: ‘Nice and loud so we can hear you.’, Reason: The teacher encourages the student to speak up and be heard.
[...]

Bad examples:

1. Line number: 26, Segment: ‘We’re doing something different now.’, Reason: The teacher abruptly changes the topic without providing any context or explanation.
[...]

Figure 2: The top box shows an example of task B for identifying highlights and missed opportunities on the teacher’s behavior management (CLBM). The bottom box shows the model’s output. For space reasons, the prompt and generations are abbreviated in this example, indicated by [...].

Section 3.1) for evaluation. We compute Spearman correlation to measure how well the model’s predictions correspond to the human ratings. We also compare the distribution of human ratings vs model ratings via a histogram, to understand how

Example of Task C

Consider the following classroom transcript.

Transcript:

1. student: Divisor.
2. teacher: Divided. It means the numerator divided by the denominator. That's what that line means. We also know that when we see, when something's in division it also looks like this. That means divided by, but here it's just the line. Then we see numbers right across the top here. Let's read these numbers with me everybody. Can everybody see? What are they? 12.
3. teacher: Good. Then along the sides we see some more numbers. We've been forming one, two, three, four, five, six, seven, eight, nine, 10, 11, 12. So the numbers across the top are called the what? Numerators. The numbers down the side are called what? Denominators. So this is almost going to be like a division table.
[...]

The transcript contains many short student responses. Please provide 5 suggestions for the teacher on how the teacher could elicit more student reasoning in the classroom. Student reasoning is counted broadly as students asking questions, engaging in mathematical discourse with their teacher or peers, and providing explanations such as justifying their answers.
[...]

Advice to the teacher:

Example of model output

1. Line number: 2, Segment: "Let's read these numbers with me everybody. Can everybody see? What are they? 12.", Suggestion: *Instead of simply asking students to read the numbers, ask them to explain how they know the numbers are 12 and to provide examples of other numbers they see in the table.*
[...]

Figure 3: Example on task C for providing suggestions on eliciting more student mathematical reasoning in the classroom. The model's output is italicized. For space reasons, the prompt and generations are abbreviated in this example, indicated by [...].

well ChatGPT is calibrated for this task.

Task B. We randomly pick 10 transcript segments and prompt the model to identify highlights and missed opportunities per observation item in CLASS and MQI. We randomly select two high-

lights and two missed opportunities to be evaluated.

This results in 216 CLASS examples (= 18 segments \times 3 CLASS codes \times (2 highlights + 2 missed opportunities)) and 288 MQI examples (= 18 segments \times 4 MQI codes \times (2 highlights + 2 missed opportunities)). We recruit two math teachers to evaluate the model's outputs: one of the teachers has decades of experience as an instructional coach, and the other has 6 years of math teaching experience in title 1 public schools. Examples were split evenly between the teachers.

Teacher are asked to rate each example along three criteria, which we identify based on preliminary experiments (e.g. observed hallucination) and by consulting the teachers.

1. *Relevance*: Is the model's response relevant to the CLASS or MQI item of interest?
2. *Faithfulness*: Does the model's response have an accurate interpretation of the events that occur in the classroom transcript?
3. *Insightfulness*: Does the model's response reveal insights beyond a literal restatement of what happens in the transcript?

Each criteria is evaluated on a 3-point scale (yes, somewhat, no) with optional comments. For more details on the experimental setup and interrater comparison, please refer to Appendix B.

Task C. We evaluate this task similarly to Task B, except for slight changes in the criteria. We prompt the model using the 18 transcript segments from Task B to generate suggestions for eliciting more student reasoning. We randomly sample 2 suggestions per segment, resulting in 36 examples. Examples were split evenly between annotators. We use the following evaluation criteria:

1. *Relevance*: Is the model's response relevant to eliciting more student reasoning?
2. *Faithfulness*: Does the model's response have the right interpretation of the events that occur in the classroom transcript?
3. *Actionability*: Is the model's suggestion something that the teacher can easily translate into practice for improving their teaching or encouraging student mathematical reasoning?
4. *Novelty*: Is the model suggesting something that the teacher already does or is it a novel suggestion? Note that the experimental interface asks

about “redundancy”; we reverse the rating here for consistency across criteria (higher= better).

Similar to the previous section, we ask the teachers to evaluate on a 3-point scale (yes, somewhat, no) with optional comments.

5 Results & Discussion

	CLPC	CLBM	CLINSTD
DA	0.00	0.35	-0.01
DA ⁺	0.04	0.23	0.07
RA	-0.06	0.07	-0.05

	EXPL	REMED	LANGIMP	SMQR
DA	0.02	0.05	0.00	0.17
DA ⁺	0.12	0.06	0.02	0.17
RA	-0.11	-0.06	0.04	0.06

Table 1: The Spearman correlation values between the human scores and model predictions on the CLASS dimensions (top table) and MQI dimensions (bottom table). The columns represent the different dimensions and the rows represent the different prompting methods discussed in Section 4.

Task A: Scoring transcripts. ChatGPT performs poorly at scoring transcripts both for MQI and CLASS items. Table 1 reports the Spearman correlation values, and Figure 4 reports the score distributions. Appendix C contains additional plots, including a comparison of the human vs. model score distributions.

As for CLASS, two findings are consistent across our prompting methods. First, the model tends to predict higher values on all CLASS dimensions than human ratings and it performs best on CLBM. We hypothesize that CLBM may be easier to predict because (i) it is the only item whose distribution is skewed towards higher values and (ii) because scoring behavior management requires the least pedagogical expertise. Interestingly, adding more information to the prompt like per-score descriptions (DA⁺) or allowing for reasoning (RA) did not improve the correlation score—in some cases making the score worse, such as for CLBM.

As for MQI, for all dimensions but REMED the model tends to predict the middle score (2 out of 3); this observation is consistent across all prompting methods. Another interpretation of this finding, consistent with the CLASS results (which is on a 7 point scale), is that the model tends to predict the

second to highest rating. We do not have sufficient data to disentangle these two interpretations.

For REMED, the model generally predicts the highest rating (Figure 4). Similar to the observations made in CLASS, adding more information or reasoning does not help the model. The model seems to pick up on SMQR better than the other items, but its correlation decreases with both added information and reasoning.

Altogether, the models’ tendency to predict the same scores for the same MQI or CLASS item suggest that the predicted scores are a function of the dimension description and not of the transcript evidence or the prompting methodology.

Task B: Identify highlights and missed opportunities. Figure 5a summarizes the ratings on model responses for the CLASS instrument, and Figure 5b for the MQI instrument. Teachers generally did not find the model responses insightful or relevant to what was being asked for both instruments. Hallucination, as rated by *faithfulness*, is not the most problematic dimension out of the three. Nonetheless, it appears in a nontrivial amount of the model responses—around 20-30% of the model responses are marked with being unfaithful in interpreting the classroom transcript.

Interestingly, the MQI results are worse than the CLASS results across all evaluation dimensions. Concretely, the “No” proportions increase on every dimension from CLASS→MQI: Low scores on *faithful* increase 22 → 29% (+7), *relevant* 35 → 55% (+20), and *insightful* 51 → 71% (+20). This suggests that the model performs relatively worse on interpreting and evaluating technical aspects of math instruction quality. Appendix C contains additional plots, including the Cohen’s kappa between raters.

Task C: Provide actionable suggestions for eliciting student reasoning. Figure 5c summarizes the ratings on the model suggestions. The most noticeable observation is that the model tends to produce redundant suggestions (opposite of *novelty*), repeating what the teacher already does in the transcript 82% of the time. Nonetheless, most model responses were rated to be *faithful* to the transcript context, *relevant* to eliciting more student reasoning, and *actionable* for the teacher to implement.

The results for Task B and C may be explained by the fact that ChatGPT was unlikely to see exam-

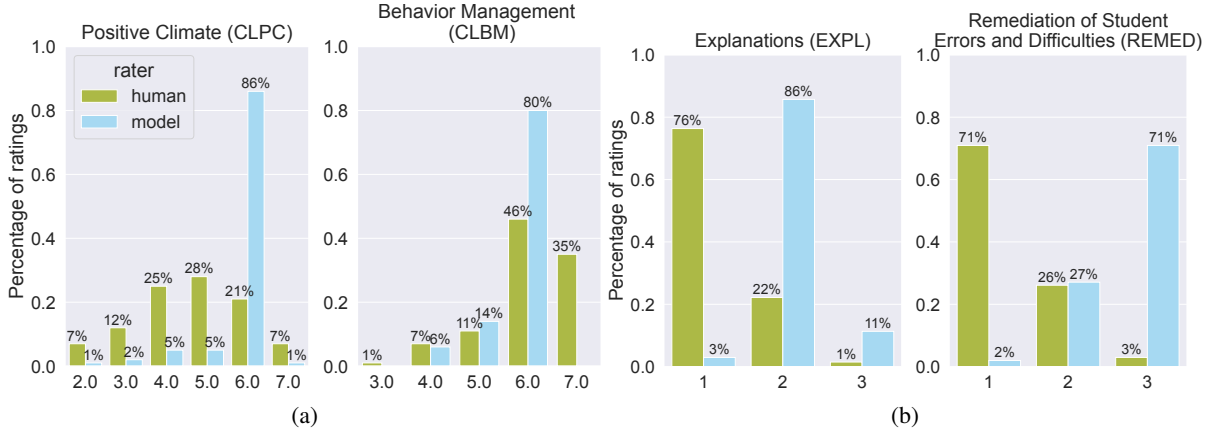


Figure 4: **Human and model distribution over scores for CLASS and MQI (Task A).** The model scores are collected using DA prompting on (a) CLPC and CLBM, and (b) EXPL and SMQR.

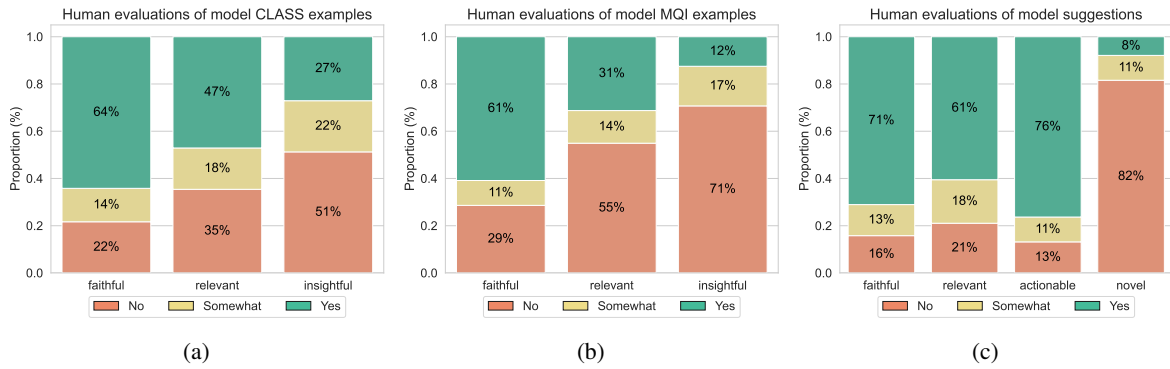


Figure 5: Math teachers' evaluations for (a) highlights and missed opportunities (Task B) on CLASS items, (b) highlights and missed opportunities (Task B) on MQI items and (c) suggestions for eliciting more student reasoning (Task C).

ples of instructional feedback, let alone examples of teacher coaching during its training, given the scarcity of publicly available data in this area. Thus, it has only learned to reproduce patterns already observed in the text, and not to produce out-of-the-box expert suggestions.

6 Limitations

This section discusses the limitations related to the evaluation process and potential ethical considerations associated with the use of ChatGPT or similar language models in educational settings.

Human evaluation Our evaluation is conducted with a limited sample size of two teachers. Future work should aim to include a larger and diverse sample of teachers to capture a wider range of perspectives. This would help tease apart the potential teacher biases from generalizable claims about the feedback quality.

Ethical considerations The use of language models like ChatGPT in educational contexts war-

rants careful examination. For example, because the model relies on transcribed speech and is trained on primarily English, it might misinterpret the transcriptions of teachers or students who do not speak English fluently. Additionally, deploying language models in education settings raises concerns regarding privacy and data security. For example, the raw classroom transcripts should not be directly fed into the model to provide feedback as it may contain personally identifiable information about students. Guardrails should be set to prevent classroom data from being sent directly to external companies.

7 Avenues for Future Work

As evidenced from our work, generating good feedback for teaching is *challenging* and ChatGPT has significant room for improvement in this area. This section discusses potential future directions to overcome these obstacles.

Reducing hallucination. Our results show that ChatGPT does generate a non-trivial amount of misleading responses as measured by our faithfulness dimension (15-30% of the time). This observation is documented in the LLM literature as model hallucination (Ji et al., 2023). In domains that leverage references or citations such as in fact-checking, remedies include retrieving sources and checking the claims made by the model (Nakano et al., 2022; Menick et al., 2022, *inter alia*). In the domain of teacher feedback, however, it is not obvious what the “true” interpretation is, as even human observers may disagree slightly with respect to the teachers’ intentions or actions. Future work could decrease hallucination in these higher inference domains, e.g. by forcing the model to be conservative with respect to making inferences.

Involving coaches and educators in model tuning. Our results show that ChatGPT struggles to generate insightful and novel feedback for teachers; understandably, since such feedback is not present in its training data. Involving coaches and educators in the reinforcement learning stage of model fine-tuning (Christiano et al., 2017) could be an effective way to improve the models’ performance for teacher coaching. One less costly alternative is to engineer the model’s prompt collaboratively with teachers and coaches. However, we are sceptical about the effectiveness of prompt engineering for teacher feedback, as it does not address model’s lack of exposure to teacher coaching examples during training.

Tailoring feedback to a teacher’s needs and expanding to other subjects. What counts as helpful feedback may be different for each teacher, and look different in other subjects, eg. History and English. Even for the same teacher, what they *self-report* to be helpful may be different from what has a positive *impact* on their practice. An effective coach takes this into account, and is able to dynamically adapt the feedback based on the teacher’s needs and based on what they observe to be effective for that teacher (Thomas et al., 2015; Kraft and Blazar, 2018). Improving ChatGPT’s ability to differentiate feedback based on the teacher’s needs, and update the feedback strategy based on teacher’s subsequently observed practice would be a valuable direction for future work.

To adapt our approach beyond mathematics, such as in subjects like History or English, re-

searchers and instructors should collaborate and account for the subject’s instructional practices and learning objectives. This would help identify the relevant dimensions of effective teaching and inform the design of feedback prompts. For example, they can build on the subject-specific observation instruments as done in our work.

Integrating automated feedback into human coaching practice. We envision automated coaching to complement, rather than replace coaching by experts for three reasons. First, as this paper shows, the capabilities of current technology is very far from that of an expert instructional coach. Second, even with improved technology, having an expert in the loop mitigates the risks of misleading or biased model outputs. Finally, even though automated feedback offers several benefits, including flexibility, scalability, privacy, lack of judgment, human interaction is still an important component of coaching and is perceived by teachers as such (Hunt et al., 2021). Automated coaching could complement human coaching in a *teacher-facing* way, e.g. by directly providing the teacher with feedback on-demand. Such an automated tool can also be *coach-facing*, e.g. by generating diverse range of suggestions that the coach can then choose from based on what they think is most helpful for the teacher they are supporting.

8 Conclusion

Our work presents a step towards leveraging generative AI to complement the limitations of manual classroom observation and provide scalable, automated feedback on instructional practice. While our results reveal that ChatGPT has room for improvement in generating insightful and novel feedback for teaching, our proposed tasks and evaluation process provide a foundation for future research to address the challenges of teacher coaching using NLP. Our work underscores the challenge and importance of generating *helpful* feedback for teacher coaching. Moving forward, we propose several directions for further research, such as improved prompting methods and reinforcement learning with feedback from coaches. Ultimately, we envision a future where generative AI can play a crucial role in supporting effective teacher education and professional development, leading to improved outcomes for students.

Acknowledgements

REW is supported by the National Science Foundation Graduate Research Fellowship. We thank Jiang Wu and Christine Kuzdzal for their helpful feedback.

References

- Clement Adelman and Roy Walker. 2003. *A guide to classroom observation*. Routledge.
- L. Alrajhi, A. Alamri, F. D. Pereira, and A. I. Cristea. 2021. Urgency analysis of learners’ comments: An automated intervention priority model for mooc. In *International Conference on Intelligent Tutoring Systems*, pages 148–160.
- S. Aslan, N. Alyuz, C. Tanriover, S. E. Mete, E. Okur, S. K. D’Mello, and A. Arslan Esme. 2019. Investigating the impact of a real-time. In *multimodal student engagement analytics technology in authentic classrooms*, pages 1–12. of the 2019 CHI conference on human factors in computing systems.
- Zeljana Basic, Ana Banovac, Ivana Kruzic, and Ivan Jerkovic. 2023. [Better by you, better than me, chatgpt3 as writing assistance in students essays](#).
- Nathalie Bonneton-Botté, Sylvain Fleury, Nathalie Girard, Maëlys Le Magadou, Anthony Cherbonnier, Mickaël Renault, Eric Anquetil, and Eric Jamet. 2020. Can tablet apps support the learning of handwriting? an investigation of learning outcomes in kindergarten classroom. *Computers & Education*, 151:103831.
- Paul F Christiano, Jan Leike, Tom Brown, Miljan Martic, Shane Legg, and Dario Amodei. 2017. Deep reinforcement learning from human preferences. *Advances in neural information processing systems*, 30.
- Wei Dai, Jionghao Lin, Flora Jin, Tongguang Li, Yi-Shan Tsai, Dragan Gasevic, and Guanliang Chen. 2023. Can large language models provide feedback to students? a case study on chatgpt.
- Dorottya Demszky and Heather Hill. 2022. The NCTE Transcripts: A dataset of elementary math classroom transcripts. *arXiv preprint arXiv:2211.11772*.
- Dorottya Demszky and Jing Liu. 2023. M-Powering Teachers: Natural language processing powered feedback improves 1:1 instruction and student outcomes.
- Dorottya Demszky, Jing Liu, Heather Hill, Dan Jurafsky, and Chris Piech. 2023a. Can automated feedback improve teachers’ uptake of student ideas? evidence from a randomized controlled trial in a large-scale online. *Education Evaluation and Policy Analysis (EEPA)*.
- Dorottya Demszky, Jing Liu, Heather C Hill, Dan Jurafsky, and Chris Piech. 2023b. Can automated feedback improve teachers’ uptake of student ideas? evidence from a randomized controlled trial in a large-scale online course. *Educational Evaluation and Policy Analysis*.
- Laura M Desimone and Katie Pak. 2017. Instructional coaching as high-quality professional development. *Theory into practice*, 56(1):3–12.
- P. J. Donnelly, N. Blanchard, A. M. Olney, S. Kelly, M. Nystrand, and S. K. D’Mello. 2017. Words matter: Automatic detection of teacher questions in live classroom discourse using linguistics, acoustics and context. 218–227. *Proceedings of the Seventh International Learning Analytics & Knowledge Conference on - LAK ’17*.
- Fabrizio Gilardi, Meysam Alizadeh, and Maël Kubli. 2023. [Chatgpt outperforms crowd-workers for text-annotation tasks](#).
- Xingwei He, Zhenghao Lin, Yeyun Gong, A-Long Jin, Hang Zhang, Chen Lin, Jian Jiao, Siu Ming Yiu, Nan Duan, and Weizhu Chen. 2023. [Annollm: Making large language models to be better crowdsourced annotators](#).
- Heather C Hill, Merrie L Blunk, Charalambos Y Charalambous, Jennifer M Lewis, Geoffrey C Phelps, Laurie Sleep, and Deborah Loewenberg Ball. 2008. Mathematical knowledge for teaching and the mathematical quality of instruction: An exploratory study. *Cognition and instruction*, 26(4):430–511.
- Pihel Hunt, Äli Leijen, and Marieke van der Schaaf. 2021. Automated feedback is nice and human presence makes it better: Teachers’ perceptions of feedback by means of an e-portfolio enhanced with learning analytics. *Education Sciences*, 11(6):278.
- Jennifer Jacobs, Karla Scornavacco, Charis Harty, Abhijit Suresh, Vivian Lai, and Tamara Sumner. 2022. Promoting rich discussions in mathematics classrooms: Using personalized, automated feedback to support reflection and instructional change. *Teaching and Teacher Education*, 112:103631.
- E. Jensen, M. Dale, P. J. Donnelly, C. Stone, S. Kelly, A. Godley, and S. K. D’Mello. 2020. Toward automated feedback on teacher discourse to enhance teacher learning. In *Proceedings of the 2020 CHI Conference on Human Factors in Computing Systems*. 1–13.
- Ziwei Ji, Nayeon Lee, Rita Frieske, Tiezheng Yu, Dan Su, Yan Xu, Etsuko Ishii, Ye Jin Bang, Andrea Madotto, and Pascale Fung. 2023. [Survey of hallucination in natural language generation](#). *ACM Computing Surveys*, 55(12):1–38.
- S. Kelly, A. M. Olney, P. Donnelly, M. Nystrand, and S. K. D’Mello. 2018. [Automatically measuring question authenticity in real-world classrooms](#). *Educational Researcher*, 47:7.

- Sean Kelly, Robert Bringe, Esteban Aucejo, and Jane Cooley Fruehwirth. 2020. Using global observation protocols to inform research on teaching effectiveness and school improvement: Strengths and emerging limitations. *Education Policy Analysis Archives*, 28:62–62.
- M. A. Kraft, D. Blazar, and D. Hogan. 2018. [The effect of teacher coaching on instruction and achievement: A meta-analysis of the causal evidence](#). *Review of Educational Research*, 88(4):547–588.
- Matthew A Kraft and David Blazar. 2018. Taking teacher coaching to scale: Can personalized training become standard practice? *Education Next*, 18(4):68–75.
- Taja Kuzman, Igor Mozetic, and Nikola Ljubešić. 2023. Chatgpt: Beginning of an end of manual linguistic data annotation? use case of automatic genre identification. *arXiv e-prints*, pages arXiv–2303.
- Yiheng Liu, Tianle Han, Siyuan Ma, Jiayue Zhang, Yuanyuan Yang, Jiaming Tian, Hao He, Antong Li, Mengshen He, Zhengliang Liu, et al. 2023. Summary of chatgpt/gpt-4 research and perspective towards the future of large language models. *arXiv preprint arXiv:2304.01852*.
- Felipe Martinez, Sandy Taut, and Kevin Schaaf. 2016. Classroom observation for evaluating and improving teaching: An international perspective. *Studies in Educational Evaluation*, 49:15–29.
- Jacob Menick, Maja Trebacz, Vladimir Mikulik, John Aslanides, Francis Song, Martin Chadwick, Mia Glaese, Susannah Young, Lucy Campbell-Gillingham, Geoffrey Irving, et al. 2022. Teaching language models to support answers with verified quotes. *arXiv preprint arXiv:2203.11147*.
- Reiichiro Nakano, Jacob Hilton, Suchir Balaji, Jeff Wu, Long Ouyang, Christina Kim, Christopher Hesse, Shantanu Jain, Vineet Kosaraju, William Saunders, Xu Jiang, Karl Cobbe, Tyna Eloundou, Gretchen Krueger, Kevin Button, Matthew Knight, Benjamin Chess, and John Schulman. 2022. [Webgpt: Browser-assisted question-answering with human feedback](#).
- Zachary A. Pardos and Shreya Bhandari. 2023. [Learning gain differences between chatgpt and human tutor generated algebra hints](#).
- Robert C Pianta, Karen M La Paro, and Bridget K Hamre. 2008. *Classroom Assessment Scoring System™: Manual K-3*. Paul H Brookes Publishing.
- B. Samei, A. M. Olney, S. Kelly, M. Nystrand, S. D’Mello, N. Blanchard, X. Sun, M. Glaus, and A. Graesser. 2014. [Domain independent assessment of dialogic properties of classroom discourse](#).
- Baruch B Schwarz, Naomi Prusak, Osama Swidan, Adva Livny, Kobi Gal, and Avi Segal. 2018. Orchestrating the emergence of conceptual learning: A case study in a geometry class. *International Journal of Computer-Supported Collaborative Learning*, 13:189–211.
- Yen-Ning Su, Chia-Cheng Hsu, Hsin-Chin Chen, Kuo-Kuang Huang, and Yueh-Min Huang. 2014. Developing a sensor-based learning concentration detection system. *Engineering Computations*, 31(2):216–230.
- A. Suresh, J. Jacobs, V. Lai, C. Tan, W. Ward, J. H. Martin, and T. Sumner. 2021. [Using transformers to provide teachers with personalized feedback on their classroom discourse: The talkmoves application](#). *arxiv*. Preprint.
- Earl E Thomas, David L Bell, Maureen Spelman, and Jennifer Briody. 2015. The growth of instructional coaching partner conversations in a prek-3rd grade teacher professional development experience. *Journal of Adult Education*, 44(2):1–6.
- Walton Family Foundation. 2023. [ChatGPT Used by Teachers More Than Students, New Survey from Walton Family Foundation Finds](#).
- Jason Wei, Xuezhi Wang, Dale Schuurmans, Maarten Bosma, Ed Chi, Quoc Le, and Denny Zhou. 2022. Chain of thought prompting elicits reasoning in large language models. *arXiv preprint arXiv:2201.11903*.
- Ted Wragg. 2011. *An introduction to classroom observation (Classic edition)*. Routledge.

Example of Task A

Consider the following classroom transcript.

Transcript:

student: Because -
teacher: Nice and loud so we can hear you.
student: I did 12 times 3 equals 36.
teacher: Okay, 12 times 3 equals 36.
student: Times 2, 36 times 2.
teacher: Then 36 times 2 equals 72. And that's your answer, right? Seventy-two inches. Where'd you get the 12 from?
[...]

Based on the classroom transcript, rate the behavior management of the teacher on a scale of 1-7 (low-high). Behavior management encompasses the teacher's use of effective methods to encourage desirable behavior and prevent and re-direct misbehavior.

Rating (only specify a number between 1-7):

Model response

6

Figure 6: The top box shows an example of task A for directly predicting the scores (DA) for behavior management (CLBM). The bottom box shows the model's output. For space reasons, the full transcript has been cut out, indicated by [...].

A Prompts and decoding parameters

This section provides all the prompts we used in our work and decoding parameters with using ChatGPT/gpt-3.5-turbo. We used the OpenAI API to send queries to ChatGPT. We sampled from the model with temperature 0.

The subsections include the prompts for (a) scoring the teacher according to the CLASS and MQI rubric, (b) identifying highlights and missed opportunities and (c) providing actionable insights for teachers.

A.1 Observation scores

We prompt ChatGPT to provide scores according to the CLASS and MQI rubrics.

Prompts for directly predicting the scores are shown in:

- Figure 8 for CLPC.
- Figure 9 for CLBM
- Figure 10 for CLINSTD

- Figure 11 for EXPL
- Figure 12 for REMED
- Figure 13 for LANGIMP
- Figure 14 for SMQR

Prompts for directly predicting the scores with additional rubric descriptions are shown in:

- Figure 15 for CLPC.
- Figure 16 for CLBM
- Figure 17 for CLINSTD
- Figure 18 for EXPL
- Figure 19 for REMED
- Figure 20 for LANGIMP
- Figure 21 for SMQR

Prompts for reasoning then predicting the scores are shown in:

- Figure 22 for CLPC.
- Figure 23 for CLBM
- Figure 24 for CLINSTD
- Figure 25 for EXPL
- Figure 26 for REMED
- Figure 27 for LANGIMP
- Figure 28 for SMQR

A.2 Highlights and missed opportunities

We prompt ChatGPT to identify highlights and missed opportunities according to the CLASS and MQI dimensions. The prompts for each dimension are shown in:

- Figure 29 for CLPC
- Figure 30 for CLBM
- Figure 31 for CLINSTD
- Figure 32 for EXPL
- Figure 33 for REMED
- Figure 34 for LANGIMP
- Figure 35 for SMQR

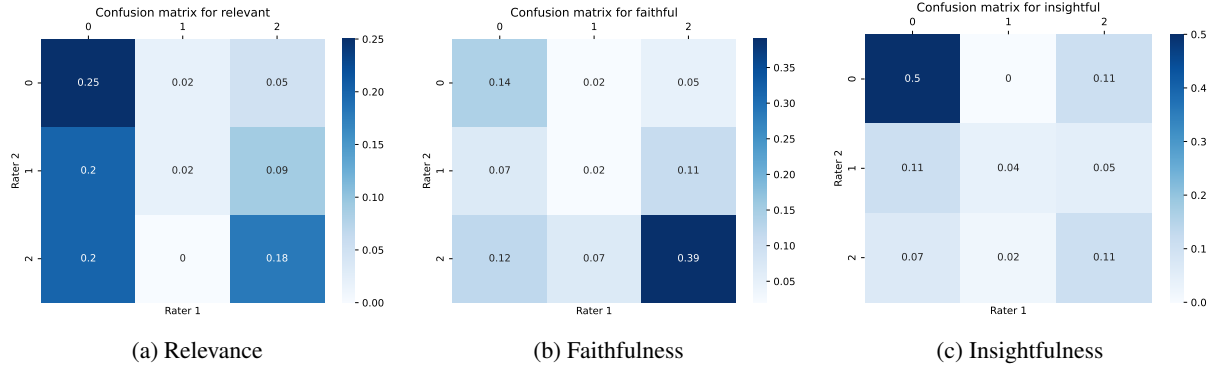


Figure 7: Confusion matrices between the two human raters on each of the criteria used in Task B: (a) *relevance*, (b) *faithfulness*, and (c) *insightfulness*.

Prompt for direct score prediction (DA) on CLPC

Consider the following classroom transcript.

Transcript:

{transcript}

Based on the classroom transcript, rate the positive climate of the classroom on a scale of 1-7 (low-high). Positive climate reflects the emotional connection and relationships among teachers and students, and the warmth, respect, and enjoyment communicated by verbal and non-verbal interactions.

Rating (only specify a number between 1-7):

Figure 8: Prompt for directly predicting the scores (DA) on the CLASS dimension CLPC.

A.3 Actionable suggestions

We prompt ChatGPT to make actionable suggestions to the teacher for eliciting more student mathematical reasoning in the classroom. The prompt used for this task is shown in Figure 36.

B Human experiments

We recruited 2 experienced human teachers to evaluate the generated model responses. As illustrated in our main figure (Figure 1), there are three main responses that are being evaluated by the human teachers: the highlights, missed opportunities and suggestions. Every observation code has their own generated highlights and missed opportunities.

B.1 Collecting model responses to evaluate

Highlights and missed opportunities From the transcripts which have less than 10% student contributions including “[inaudible]” markers, we sample 18 random 15-minutes transcript segments for the CLASS codes, and 18 random 7.5 minutes tran-

script segments for the MQI codes. Every code has 2 model-generated highlights and missed opportunities. In total, we have 216 **CLASS-annotated items**. The calculation is: 18 segments \times 3 CLASS codes \times (2 highlights + 2 missed opportunities) = 216 items. In total, we have 288 **MQI-annotated items**. The calculation is: 18 segments \times 4 MQI codes \times (2 highlights + 2 missed opportunities) = 288 items.

Suggestions We use the same 18 random MQI 7.5-minutes transcript segments for prompting the model for suggestions. In total, we have 36 **item suggestions**. The calculation is 18 segments \times 2 suggestions = 36 items.

B.2 Evaluation axes and human interface

This section details what we ask the teachers to evaluate qualitatively. Some of the details are repeated from Section 4.2 for completeness. We additionally include screenshots of the human experiment interface.

Prompt for direct score prediction (DA) on CLBM

Consider the following classroom transcript.

Transcript:
{transcript}

Based on the classroom transcript, rate the behavior management of the teacher on a scale of 1-7 (low-high). Behavior management encompasses the teacher's use of effective methods to encourage desirable behavior and prevent and re-direct misbehavior.

Rating (only specify a number between 1-7):

Figure 9: Prompt for directly predicting the scores (DA) on the CLASS dimension CLBM.

Prompt for direct score prediction (DA) on CLINSTD

Consider the following classroom transcript.

Transcript:
{transcript}

Based on the classroom transcript, rate the instructional dialogue of the teacher on a scale of 1-7 (low-high). Instructional dialogue captures the purposeful use of content-focused discussion among teachers and students that is cumulative, with the teacher supporting students to chain ideas together in ways that lead to deeper understanding of content. Students take an active role in these dialogues and both the teacher and students use strategies that facilitate extended dialogue.

Rating (only specify a number between 1-7):

Figure 10: Prompt for directly predicting the scores (DA) on the CLASS dimension CLINSTD.

Highlights and missed opportunities The teachers evaluate the model examples along three axes. One is **relevance**: Is the model's response relevant to the CLASS or MQI dimension of interest? Two is **faithfulness**: Does the model's response have the right interpretation of the events that occur in the classroom transcript? We evaluate along this dimension because the model sometimes can hallucinate or misinterpret the events in the transcript when providing examples. Three is **insightfulness**: Does the model's response reveal something beyond the line segment's obvious meaning in the transcript? We ask the teachers to evaluate on a 3-point scale (yes, somewhat, no). Optionally, the teacher may additionally provide a free text comment, if they want to elaborate their answer.

Figure 37 shows the human interface for evaluating the CLASS observation items, and Figure 38 for evaluating the MQI observation items.

Suggestions The teachers evaluate the model suggestions along four axes. One is **relevance**: Is the model's response relevant to eliciting more student mathematical reasoning in the classroom? Two is **faithfulness**: Does the model's response have the right interpretation of the events that occur in the classroom transcript? Similar to the previous research question, we evaluate along this dimension because the model sometimes can hallucinate or misinterpret the events in the transcript when providing suggestions. Three is **actionability**: Is the model's suggestion something that the teacher can easily translate into practice for improving their

Prompt for direct score prediction (DA) on EXPL

Consider the following classroom transcript.

Transcript:
{transcript}

Based on the classroom transcript, rate the teacher's mathematical explanations on a scale of 1-3 (low-high). Mathematical explanations focus on the why, eg. why a procedure works, why a solution method is (in)appropriate, why an answer is true or not true, etc. Do not count 'how', eg. description of the steps, or definitions unless meaning is also attached.

Rating (only specify a number between 1-3):

Figure 11: Prompt for directly predicting the scores (DA) on the MQI dimension EXPL.

Prompt for direct score prediction (DA) on REMED

Consider the following classroom transcript.

Transcript:
{transcript}

Based on the classroom transcript, rate the teacher's degree of remediation of student errors and difficulties on a scale of 1-3 (low-high). This means that the teacher gets at the root of student misunderstanding, rather than repairing just the procedure or fact. This is more than a simple correction of a student mistake.

Rating (only specify a number between 1-3):

Figure 12: Prompt for directly predicting the scores (DA) on the MQI dimension REMED.

teaching or encouraging student mathematical reasoning? Finally, four is **novelty**: Is the model suggestion something that the teacher already does in the transcript? Similar to the previous section, we ask the teachers to evaluate on a 3-point scale (yes, somewhat, no).

Figure 39 shows the human interface for evaluating the model suggestions.

C Additional results on quantitative scoring

We include the additional results on the quantitative scoring task.

CLASS Figure 40 shows scatter plots of the model predicted scores vs. the human scores. It shows this across CLASS observation items and

prompting methods (DA, DA⁺, and RA). Figure 41 shows the same data, but compares the human and model predicted score distribution.

MQI Figure 42 shows scatter plots of the model predicted scores vs. the human scores. It shows this across MQI observation items and prompting methods (DA, DA⁺, and RA). Figure 43 shows the same data, but compares the human and model predicted score distribution.

C.1 Interrater Agreement

We compute interrater agreement on the examples that both teachers rated (20%). Since our goal was to collect teachers' unbiased perceptions, we did not conduct any calibration for this task; we leave this for future work. For task B, we measure a Cohen's kappa with linear weighting of 0.16 for *rele-*

Prompt for direct score prediction (DA) on LANGIMP

Consider the following classroom transcript.

Transcript:

{transcript}

Based on the classroom transcript, rate the teacher's imprecision in language or notation on a scale of 1-3 (low-high). The teacher's imprecision in language or notation refers to problematic uses of mathematical language or notation. For example, errors in notation (eg. mathematical symbols), in mathematical language (eg. technical mathematical terms like "equation") or general language (eg. explaining mathematical ideas or procedures in non-technical terms). Do not count errors that are noticed and corrected within the segment.

Rating (only specify a number between 1-3):

Figure 13: Prompt for directly predicting the scores (DA) on the MQI dimension LANGIMP.

vance, 0.23 for *faithfulness*, and 0.32 for *insightfulness*. Figure 7 illustrates why there is particularly low agreement on relevance: One rater tends to select more extreme values for relevance, whereas the other rater selects more uniformly across the values. This results in low agreement for relevance. The Cohen's kappas with quadratic weighting are 0.23 for *relevance*, 0.36 for *faithfulness*, and 0.37 for *insightfulness*. The Cohen's kappas with quadratic weighting is slightly higher as it adjusts the penalty between scores 1 and 3 to be different from the penalty between scores 1 and 2 for instance. For Task C, we only have 2 examples per criterion, which is too sparse for computing Cohen's kappa.

D Examples of Transcripts, Model Responses, and Human Evaluations

Figure 44 shows a concrete example of the suggestions prompt given to the model. Figure ?? then shows one of the suggestions that the model generates. Figure 45 then shows the ratings provided from one of the human annotators on that suggestion.

Prompt for direct score prediction (DA) on SMQR

Consider the following classroom transcript.

Transcript:

{transcript}

Based on the classroom transcript, rate the degree of student mathematical questioning and reasoning on a scale of 1-3 (low-high). Student mathematical questioning and reasoning means that students engage in mathematical thinking. Examples include but are not limited to: Students provide counter-claims in response to a proposed mathematical statement or idea, ask mathematically motivated questions requesting explanations, make conjectures about the mathematics discussed in the lesson, etc.

Rating (only specify a number between 1-3):

Figure 14: Prompt for directly predicting the scores (DA) on the MQI dimension SMQR.

Prompt with rubric description for direct score prediction (DA⁺) on CLPC

Consider the following classroom transcript.

Transcript:

{transcript}

Based on the classroom transcript, rate the positive climate of the classroom on a scale of 1-7 (low-high). Positive climate reflects the emotional connection and relationships among teachers and students, and the warmth, respect, and enjoyment communicated by verbal and non-verbal interactions.

Explanation of ratings:

1, 2: The teacher and students seem distant from one another, display flat affect, do not provide positive comments, or rarely demonstrate respect for one another.

3, 4, 5: There is some display of a supportive relationship, of positive affect, of positive communication, or of respect between the teacher and the students.

6, 7: There are many displays of a supportive relationship, of positive affect, of positive communication, or of respect between the teacher and the students.

Rating (only specify a number between 1-7):

Figure 15: Prompt for directly predicting the scores (DA⁺) on the CLASS dimension CLPC.

Prompt with rubric description for direct score prediction (DA⁺) on CLBM

Consider the following classroom transcript.

Transcript:

{transcript}

Based on the classroom transcript, rate the behavior management of the teacher on a scale of 1-7 (low-high). Behavior management encompasses the teacher's use of effective methods to encourage desirable behavior and prevent and re-direct misbehavior.

Explanation of ratings:

1, 2: Teacher does not set expectations of the rules or inconsistently enforces them, teacher is reactive to behavioral issues or does not monitor students, teacher uses ineffective methods to redirect misbehavior, students are defiant.

3, 4, 5: Teacher sets some expectations of the rules but inconsistently enforces them, teacher uses a mix of proactive and reactive approaches to behavioral issues and sometimes monitors students, teacher uses a mix of effective and ineffective strategies to misdirect behavior, students periodically misbehave.

6, 7: Teacher sets clear expectations of the rules, teacher is proactive and monitors students, teacher consistently uses effective strategies to redirect misbehavior, students are compliant.

Rating (only specify a number between 1-7):

Figure 16: Prompt for directly predicting the scores (DA⁺) on the CLASS dimension CLBM.

Prompt with rubric description for direct score prediction (DA⁺) on CLINSTD

Consider the following classroom transcript.

Transcript:
{transcript}

Based on the classroom transcript, rate the instructional dialogue of the teacher on a scale of 1-7 (low-high). Instructional dialogue captures the purposeful use of content-focused discussion among teachers and students that is cumulative, with the teacher supporting students to chain ideas together in ways that lead to deeper understanding of content. Students take an active role in these dialogues and both the teacher and students use strategies that facilitate extended dialogue.

Explanation of ratings:

1, 2: There are no or few discussions in class or discussions unrelated to content, class is dominated by teacher talk, the teacher and students ask closed questions or rarely acknowledge/repeat/extend others' comments.

3, 4, 5: There are occasional brief content-based discussions in class among teachers and students, the class is mostly dominated by teacher talk, the teacher and students sometimes use facilitation strategies to encourage more elaborated dialogue.

6, 7: There are frequent, content-driven discussions in the class between teachers and students, class dialogues are distributed amongst the teacher and the majority of students, the teacher and students frequently use facilitation strategies that encourage more elaborated dialogue.

Rating (only specify a number between 1-7):

Figure 17: Prompt for directly predicting the scores (DA⁺) on the CLASS dimension CLINSTD.

Prompt with rubric description for direct score prediction (DA⁺) on EXPL

Consider the following classroom transcript.

Transcript:

{transcript}

Based on the classroom transcript, rate the teacher's mathematical explanations on a scale of 1-3 (low-high). Mathematical explanations focus on the why, eg. why a procedure works, why a solution method is (in)appropriate, why an answer is true or not true, etc. Do not count 'how', eg. description of the steps, or definitions unless meaning is also attached.

Explanation of ratings:

- 1: A mathematical explanation occurs as an isolated instance in the segment.
- 2: Two or more brief explanations occur in the segment OR an explanation is more than briefly present but not the focus of instruction.
- 3: One of more mathematical explanation(s) is a focus of instruction in the segment. The explanation(s) need not be most or even a majority of the segment; what distinguishes a High is the fact that the explanation(s) are a major feature of the teacher-student work (e.g., working for 2-3 minutes to elucidate the simplifying example above).

Rating (only specify a number between 1-3):

Figure 18: Prompt for directly predicting the scores (DA⁺) on the CLASS dimension EXPL.

Prompt with rubric description for direct score prediction (DA⁺) on REMED

Consider the following classroom transcript.

Transcript:

{transcript}

Based on the classroom transcript, rate the teacher's degree of remediation of student errors and difficulties on a scale of 1-3 (low-high). This means that the teacher gets at the root of student misunderstanding, rather than repairing just the procedure or fact. This is more than a simple correction of a student mistake.

Explanation of ratings:

- 1: Brief conceptual or procedural remediation occurs.
- 2: Moderate conceptual or procedural remediation occurs or brief pre-remediation (calling students' attention to a common error) occurs.
- 3: Teach engages in conceptual remediation systematically and at length. Examples include identifying the source of student errors or misconceptions, discussing how student errors illustrate broader misunderstanding and then addressing those errors, or extended pre-remediation.

Rating (only specify a number between 1-3):

Figure 19: Prompt for directly predicting the scores (DA⁺) on the CLASS dimension REMED.

Prompt with rubric description for direct score prediction (DA⁺) on LANGIMP

Consider the following classroom transcript.

Transcript:

{transcript}

Based on the classroom transcript, rate the teacher's imprecision in language or notation on a scale of 1-3 (low-high). The teacher's imprecision in language or notation refers to problematic uses of mathematical language or notation. For example, errors in notation (eg. mathematical symbols), in mathematical language (eg. technical mathematical terms like "equation") or general language (eg. explaining mathematical ideas or procedures in non-technical terms). Do not count errors that are noticed and corrected within the segment.

Explanation of ratings:

- 1: Brief instance of imprecision. Does not obscure the mathematics of the segment.
- 2: Imprecision occurs in part(s) of the segment or imprecision obscures the mathematics but for only part of the segment.
- 3: Imprecision occurs in most or all of the segment or imprecision obscures the mathematics of the segment.

Rating (only specify a number between 1-3):

Figure 20: Prompt for directly predicting the scores (DA⁺) on the CLASS dimension LANGIMP.

Prompt with rubric description for direct score prediction (DA⁺) on SMQR

Consider the following classroom transcript.

Transcript:

{transcript}

Based on the classroom transcript, rate the degree of student mathematical questioning and reasoning on a scale of 1-3 (low-high). Student mathematical questioning and reasoning means that students engage in mathematical thinking. Examples include but are not limited to: Students provide counter-claims in response to a proposed mathematical statement or idea, ask mathematically motivated questions requesting explanations, make conjectures about the mathematics discussed in the lesson, etc.

Explanation of ratings:

- 1: One of two instances of brief student mathematical questioning or reasoning are present.
- 2: Student mathematical questioning or reasoning is more sustained or more frequent, but it is not characteristic of the segment.
- 3: Student mathematical questioning or reasoning characterizes much of the segment.

Rating (only specify a number between 1-3):

Figure 21: Prompt for directly predicting the scores (DA⁺) on the CLASS dimension SMQR.

Prompting with reasoning, then predicting the score (RA) on CLPC

Consider the following classroom transcript.

Transcript:

{transcript}

Please do the following.

1. Think step-by-step how you would rate the positive climate of the classroom on a scale of 1-7 (low-high). Positive climate reflects the emotional connection and relationships among teachers and students, and the warmth, respect, and enjoyment communicated by verbal and non-verbal interactions.
2. Provide your rating as a number between 1 and 7.

Format your answer as:

Reasoning:

Rating (only specify a number between 1-7):

Reasoning:

Figure 22: Prompt for reasoning, then predicting the score (RA) on the CLASS dimension CLPC.

Prompting with reasoning, then predicting the score (RA) on CLBM

Consider the following classroom transcript.

Transcript:

{transcript}

Please do the following.

1. Think step-by-step how you would rate the behavior management of the teacher on a scale of 1-7 (low-high). Behavior management encompasses the teacher's use of effective methods to encourage desirable behavior and prevent and re-direct misbehavior.
2. Provide your rating as a number between 1 and 7.

Format your answer as:

Reasoning:

Rating (only specify a number between 1-7):

Reasoning:

Figure 23: Prompt for reasoning, then predicting the score (RA) on the CLASS dimension CLBM.

Prompting with reasoning, then predicting the score (RA) on CLINSTD

Consider the following classroom transcript.

Transcript:

{transcript}

Please do the following.

1. Think step-by-step how you would rate the instructional dialogue of the teacher on a scale of 1-7 (low-high). Instructional dialogue captures the purposeful use of content-focused discussion among teachers and students that is cumulative, with the teacher supporting students to chain ideas together in ways that lead to deeper understanding of content. Students take an active role in these dialogues and both the teacher and students use strategies that facilitate extended dialogue.
2. Provide your rating as a number between 1 and 7.

Format your answer as:

Reasoning:

Rating (only specify a number between 1-7):

Reasoning:

Figure 24: Prompt for reasoning, then predicting the score (RA) on the CLASS dimension CLINSTD.

Prompting with reasoning, then predicting the score (RA) on EXPL

Consider the following classroom transcript.

Transcript:

{transcript}

Please do the following.

1. Think step-by-step how you would rate the teacher's mathematical explanations on a scale of 1-3 (low-high). Mathematical explanations focus on the why, eg. why a procedure works, why a solution method is (in)appropriate, why an answer is true or not true, etc. Do not count 'how', eg. description of the steps, or definitions unless meaning is also attached.
2. Provide your rating as a number between 1 and 3.

Format your answer as:

Reasoning:

Rating (only specify a number between 1-3):

Reasoning:

Figure 25: Prompt for reasoning, then predicting the score (RA) on the CLASS dimension EXPL.

Prompting with reasoning, then predicting the score (RA) on REMED

Consider the following classroom transcript.

Transcript:

{transcript}

Please do the following.

1. Think step-by-step how you would rate the teacher's degree of remediation of student errors and difficulties on a scale of 1-3 (low-high). This means that the teacher gets at the root of student misunderstanding, rather than repairing just the procedure or fact. This is more than a simple correction of a student mistake.
2. Provide your rating as a number between 1 and 3.

Format your answer as:

Reasoning:

Rating (only specify a number between 1-3):

Reasoning:

Figure 26: Prompt for reasoning, then predicting the score (RA) on the CLASS dimension REMED.

Prompting with reasoning, then predicting the score (RA) on LANGIMP

Consider the following classroom transcript.

Transcript:

{transcript}

Please do the following.

1. Think step-by-step how you would rate the teacher's imprecision in language or notation on a scale of 1-3 (low-high). The teacher's imprecision in language or notation refers to problematic uses of mathematical language or notation. For example, errors in notation (eg. mathematical symbols), in mathematical language (eg. technical mathematical terms like "equation") or general language (eg. explaining mathematical ideas or procedures in non-technical terms). Do not count errors that are noticed and corrected within the segment.
2. Provide your rating as a number between 1 and 3.

Format your answer as:

Reasoning:

Rating (only specify a number between 1-3):

Reasoning:

Figure 27: Prompt for reasoning, then predicting the score (RA) on the CLASS dimension LANGIMP.

Prompting with reasoning, then predicting the score (RA) on SMQR

Consider the following classroom transcript.

Transcript:

{transcript}

Please do the following.

1. Think step-by-step how you would rate the degree of student mathematical questioning and reasoning on a scale of 1-3 (low-high). Student mathematical questioning and reasoning means that students engage in mathematical thinking. Examples include but are not limited to: Students provide counter-claims in response to a proposed mathematical statement or idea, ask mathematically motivated questions requesting explanations, make conjectures about the mathematics discussed in the lesson, etc.
2. Provide your rating as a number between 1 and 3.

Format your answer as:

Reasoning:

Rating (only specify a number between 1-3):

Reasoning:

Figure 28: Prompt for reasoning, then predicting the score (RA) on the CLASS dimension SMQR.

Prompt for identifying highlights and missed opportunity on CLPC

Consider the following classroom transcript.

Transcript:
{transcript}

Please do the following.

1. Provide up to 5 good examples of the classroom's positive climate. Positive climate reflects the emotional connection and relationships among teachers and students, and the warmth, respect, and enjoyment communicated by verbal and non-verbal interactions.
2. Provide up to 5 bad examples (eg. missed opportunities or poor execution) of the classroom's positive climate.

Format your answer as:

Good examples

1. Line number: <specify line number>, Segment: "<copied from transcript>", Reason: <specify why this is a good example>
2. ...

Bad examples

1. Line number: <specify line number>, Segment: "<copied from transcript>", Reason: <specify why this is a bad example>
2. ...

Good examples:

Figure 29: Prompt for identifying highlights and missed opportunity on CLPC.

Prompt for identifying highlights and missed opportunity on CLBM

Consider the following classroom transcript.

Transcript:
{transcript}

Please do the following.

1. Provide up to 5 good examples of the teacher's behavior management. Behavior management encompasses the teacher's use of effective methods to encourage desirable behavior and prevent and re-direct misbehavior.
2. Provide up to 5 bad examples (eg. missed opportunities or poor execution) of the teacher's behavior management.

Format your answer as:

Good examples

1. Line number: <specify line number>, Segment: "<copied from transcript>", Reason: <specify why this is a good example>
2. ...

Bad examples

1. Line number: <specify line number>, Segment: "<copied from transcript>", Reason: <specify why this is a bad example>
2. ...

Good examples:

Figure 30: Prompt for identifying highlights and missed opportunity on CLBM.

Prompt for identifying highlights and missed opportunity on CLINSTD

Consider the following classroom transcript.

Transcript:
{transcript}

Please do the following.

1. Provide up to 5 good examples of the teacher's instructional dialogue. Instructional dialogue captures the purposeful use of content-focused discussion among teachers and students that is cumulative, with the teacher supporting students to chain ideas together in ways that lead to deeper understanding of content. Students take an active role in these dialogues and both the teacher and students use strategies that facilitate extended dialogue.
2. Provide up to 5 bad examples of (eg. missed opportunities or poor execution) the teacher's instructional dialogue.

Format your answer as:

Good examples

1. Line number: <specify line number>, Segment: "<copied from transcript>", Reason: <specify why this is a good example>
2. ...

Bad examples

1. Line number: <specify line number>, Segment: "<copied from transcript>", Reason: <specify why this is a bad example>
2. ...

Good examples:

Figure 31: Prompt for identifying highlights and missed opportunity on CLINSTD.

Prompt for identifying highlights and missed opportunity on EXPL

Consider the following classroom transcript.

Transcript:
{transcript}

Please do the following.

1. Provide up to 5 good examples of the teacher's mathematical explanations. Mathematical explanations focus on the why, eg. why a procedure works, why a solution method is (in)appropriate, why an answer is true or not true, etc. Do not count 'how', eg. description of the steps, or definitions unless meaning is also attached.
2. Provide up to 5 bad examples (eg. missed opportunities or poor execution) of the teacher's mathematical explanations.

Format your answer as:

Good examples

1. Line number: <specify line number>, Segment: "<copied from transcript>", Reason: <specify why this is a good example>
2. ...

Bad examples

1. Line number: <specify line number>, Segment: "<copied from transcript>", Reason: <specify why this is a bad example>
2. ...

Good examples:

Figure 32: Prompt for identifying highlights and missed opportunity on EXPL.

Prompt for identifying highlights and missed opportunity on REMED

Consider the following classroom transcript.

Transcript:
{transcript}

Please do the following.

1. Provide up to 5 good examples of the teacher's remediation of student errors and difficulties. This means that the teacher gets at the root of student misunderstanding, rather than repairing just the procedure or fact. This is more than a simple correction of a student mistake.
2. Provide up to 5 bad examples (eg. missed opportunities or poor execution) of the teacher's remediation of student errors and difficulties.

Format your answer as:

Good examples

1. Line number: <specify line number>, Segment: "<copied from transcript>", Reason: <specify why this is a good example>
2. ...

Bad examples

1. Line number: <specify line number>, Segment: "<copied from transcript>", Reason: <specify why this is a bad example>
2. ...

Good examples:

Figure 33: Prompt for identifying highlights and missed opportunity on REMED.

Prompt for identifying highlights and missed opportunity on LANGIMP

Consider the following classroom transcript.

Transcript:
{transcript}

Please do the following.

1. Provide up to 5 good examples of the teacher's imprecision in language or notation. The teacher's imprecision in language or notation refers to problematic uses of mathematical language or notation. For example, errors in notation (eg. mathematical symbols), in mathematical language (eg. technical mathematical terms like "equation") or general language (eg. explaining mathematical ideas or procedures in non-technical terms). Do not count errors that are noticed and corrected within the segment.
2. Provide up to 5 bad examples (eg. missed opportunities or poor execution) of the teacher's imprecision in language or notation.

Format your answer as:

Good examples

1. Line number: <specify line number>, Segment: "<copied from transcript>", Reason: <specify why this is a good example>
2. ...

Bad examples

1. Line number: <specify line number>, Segment: "<copied from transcript>", Reason: <specify why this is a bad example>
2. ...

Good examples:

Figure 34: Prompt for identifying highlights and missed opportunity on LANGIMP.

Prompt for identifying highlights and missed opportunity on SMQR

Consider the following classroom transcript.

Transcript:
{transcript}

Please do the following.

1. Provide up to 5 good examples of the students' mathematical questioning and reasoning. Student mathematical questioning and reasoning means that students engage in mathematical thinking. Examples include but are not limited to: Students provide counter-claims in response to a proposed mathematical statement or idea, ask mathematically motivated questions requesting explanations, make conjectures about the mathematics discussed in the lesson, etc.
2. Provide up to 5 bad examples (eg. missed opportunities or poor execution) of the students' mathematical questioning and reasoning.

Format your answer as:

Good examples

1. Line number: <specify line number>, Segment: "<copied from transcript>", Reason: <specify why this is a good example>
2. ...

Bad examples

1. Line number: <specify line number>, Segment: "<copied from transcript>", Reason: <specify why this is a bad example>
2. ...

Good examples:

Figure 35: Prompt for identifying highlights and missed opportunity on SMQR.

Prompt for suggestions on eliciting more student reasoning in the classroom

Consider the following classroom transcript.

Transcript:
{transcript}

The transcript contains many short student responses. Please provide 5 suggestions for the teacher on how the teacher could elicit more student reasoning in the classroom. Student reasoning is counted broadly as students asking questions, engaging in mathematical discourse with their teacher or peers, and providing explanations such as justifying their answers.

Format your answer as:

Advice to the teacher:

1. Line number: <specify line number>, Segment: "<copied from transcript>", Suggestion: <specify advice to the teacher>
2. ...

Advice to the teacher:

Figure 36: Prompt for suggestions on eliciting more student mathematical reasoning in the classroom.

Evaluating Model Examples

Instructions

Setup: You will be given a snippet of a classroom transcript and feedback from the model. The model feedback contains 2 examples of what the model thinks is good (eg. good execution) and bad (eg. missed opportunities) about certain aspects of the classroom transcript.

Task: You will be asked to evaluate the quality of the model examples along certain dimensions like whether the examples mentioned are actually present in the transcript or whether the feedback is useful for the teacher.

Current progress: 0 % completed, 0 / 120

Transcript #2376, Good Example #1 on the teacher's behavior management

1. student: Because --
2. teacher: Nice and loud so we can hear you.
3. student: I did 12 times 3 equals 36.
4. teacher: Okay, 12 times 3 equals 36.
5. student: Times 2, 36 times 2.
6. teacher: Then 36 times 2 equals 72. And that's your answer, right? Seventy-two inches. Where'd you get the 12 from?
7. student: Well, 12 inches equals one foot so 12 inches.
8. teacher: All right, so 12 inches equals one foot. Twelve inches equal one foot. So you knew that 12 times 3 is 36. Why did you do 12 times 3?
9. student: 'Cause that equals one yard.
10. teacher: Say that again?
11. student: Three feet equals one yard.
12. teacher: Okay, you know that three feet equals one yard. So how many yards -- how many -- it didn't ask you this, but how many inches --
13. student: Are in a yard?
14. teacher: Yeah.
15. student: It's 34.
16. teacher: How many inches are in one yard? It didn't ask you this. Student A, why don't you trade them? Student T, how many inches are in one yard?
17. student: Eighteen?
18. teacher: Eighteen? We have 18. What do you say, Student J?
19. student: Twenty-four.
20. teacher: Twenty-four.

Model prompt

Provide a good example of the teacher's behavior management. Behavior management encompasses the teacher's use of effective methods to encourage desirable behavior and prevent and re-direct misbehavior.

Model response #1

Line number: 2, Segment: "Nice and loud so we can hear you.", Reason: The teacher encourages the student to speak up and be heard.

Please evaluate the model response along the following 3 dimensions:

Rate how relevant of the model's example to the prompt

Definition of relevance: The model returns a response that is related to the prompt shown in the blue box.

Examples: An example of a relevant model response is: If the prompt asks to provide a good example of the teacher's classroom management, then the model's response pulls out a segment showing the teacher's classroom management, eg. "Segment: Everyone, let's use our indoor voices." An example of an irrelevant model response is "Segment: I think the answer is 5" (this is not related to the prompt).

- ☐ Not relevant
- ☐ Somewhat relevant
- ☐ Relevant

(Optional) Comments: eg. why is this relevant or not relevant?

Rate how faithful of an interpretation the model response is

Definition of faithfulness: The model response has the right interpretation of the events that occur in the classroom transcript. We evaluate along this dimension because the model sometimes can hallucinate or misinterpret the events in the transcript when providing suggestions.

Examples: An example of a faithful model response is "Line number: 22, Segment: "Could you repeat what you said?", Reason: The teacher is asking the student to repeat what he said". An example of an unfaithful model response is "Reason: The teacher uses an aggressive tone to force the students to answer" even though the teacher is not threatening the students and no information about tone is in the transcript.

- ☐ Not faithful
- ☐ Somewhat faithful
- ☐ Faithful

(Optional) Comments: eg. why is this faithful or not faithful?

Rate how insightful the model response is

Definition of insightfulness: The model response is insightful if its reason points to something that's not obvious when only reading that single line of the transcript, and might require some knowledge about classroom dynamics.

Examples: An example of an insightful model response is "Line number: 2, Segment: "Okay, hold that thought...", Reason: The teacher recognizes that many students have a similar question, and she puts the current activity on hold to address it. This then leads to a productive classroom discussion." This response is insightful, because it connects the teacher's actions to future implications for the class. An example of an un insightful model response is "Line number: 25, Segment: "Five feet wide equals 40 square what?", Reason: The teacher is emphasizing the importance of units in measuring area and prompting the student to include the unit "feet" in their answer." This response is not insightful, because the interpretation is obvious from just this line of the transcript.

- ☐ Not insightful
- ☐ Somewhat insightful
- ☐ Insightful

(Optional) Comments: eg. why is this insightful or not insightful?

Note: The "Continue" button will be disabled until you've indicated your ratings on the 3 dimensions.

CONTINUE

Figure 37: Human interface for evaluating the highlights (good examples) and missed opportunities (bad examples) on CLASS observation items generated by the model.

Evaluating Model Examples

Instructions

Setup: You will be given a snippet of a classroom transcript and feedback from the model. The model feedback contains 2 examples of what the model thinks is good (eg. good execution) and bad (eg. missed opportunities) about certain aspects of the classroom transcript.

Task: You will be asked to evaluate the quality of the model examples along certain dimensions like whether the examples mentioned are actually present in the transcript or whether the feedback is useful for the teacher.

Current progress: 0 % completed, 0 / 160

Transcript #2776, Good Example #1 on the teachers's mathematical explanation

1. student: Divisor.
2. teacher: Divided. It means the numerator divided by the denominator. That's what that line means. We also know that when we see, when something's in division it also looks like this. That means divided by, but here it's just the line. Then we see numbers right across the top here. Let's read these numbers with me everybody. Can everybody see? What are they? 12.
3. teacher: Good. Then along the sides we see some more numbers. We've been forming one, two, three, four, five, six, seven, eight, nine, 10, 11, 12. So the numbers across the top are called the what? Numerators. The numbers down the side are called what? Denominators. So this is almost going to be like a division table. It's similar to a multiplication table. So the numbers that we're gonna divide are shown across the top and on the left sides and then we've gotta put the answers in all these little boxes. So we're going to use this division table to record decimal equivalents. What does that mean? If they're decimal equivalents of the fractions, what does that mean? Are they gonna be equal to the fractions? numbers represent the numerators up here beside the denominators. So let's take a look at see what we're gonna do here. Today we're gonna write the decimal equivalent in those little boxes. Now what decimal would be equal to 0.5? Do you see that on there? What fraction is going to be equivalent to the decimal? Which one is that going to be, Student A?
4. student: 2/4?
5. teacher: 2/4? I'm going to tell you to look again. Yeah, 2/4 is actually equal to a half, but in this case I'm gonna put something that's already in the box. One divided by 2 is going to be 0.5. So what does 0.5 -- what is it equivalent to, what fraction?
6. student: One half.
7. teacher: So I want you to write that in your box. So if we said one divided by two we'd put 0.5. Student A, you're one step ahead of us but if we look at the two up here, if I say two divided by four, what would that be everybody? Two divided by four. Here's the two divided by the four, what's my answer? 0.5. So you ought to put it in the box also. That's also equal to a half, right? So we know 2/4 equals a half. We know 1/2 is equal to the 0.5. These are the decimal equivalents. So we've got two of them in there. Let's look at three in the numerator divided by the six. And you can do that on your calculator. All of you know how to use the calculator right? Is there anybody who doesn't? So if I said to you let us look at 3 numerator divided by 6. So I'm gonna look at my calculator and I'm gonna press 3 then the divided by sign, 6 equals -- what's that gonna equal?
8. teacher: Where am I gonna put that one? Three divided by 6. Am I gonna put it right here?
9. teacher: So you can do that. Three divided by 6 is going to be again, 0.5. So again we know 3/6 equals a half and it's equal to 25 or 0.5. So put it on your table. Put it on your table. Now do you see another one that we can take the numerator and divide it by the denominator and again come out with 0.5 -- who can give me another one? Student N?
10. student: Four divided by 8.
11. teacher: So I look at my four as the numerator, I look at my 8 and I'm coming right over here. What am I gonna put in there? 0.5. So I'm putting here's my 4 and then I move my finger over to the 8 and again 4/8 is equal to a half so we'll put 0.5 here too. Do I see a pattern going on here?

Model prompt

Provide a good example of the teacher's mathematical explanations. Mathematical explanations focus on the why, eg. why a procedure works, why a solution method is (in)appropriate, why an answer is true or not true, etc. Do not count 'how', eg. description of the steps, or definitions unless meaning is also attached.

Model response #1

Line number: 9, Segment: "2/4 is actually equal to a half, but in this case I'm gonna put something that's already in the box. One divided by 2 is going to be 0.5.", Reason: The teacher explains why a different decimal equivalent is being used in this case, which helps students understand the concept better.

Please evaluate the model response along the following 3 dimensions:

Rate how relevant of the model's example to the prompt

Definition of relevance: The model returns a response that is related to the prompt shown in the blue box.

Examples: An example of a relevant model response is: If the prompt asks to provide a good example of the teacher's classroom management, then the model's response pulls out a segment showing the teacher's classroom management, eg. "Segment: Everyone, let's use our indoor voices." An example of an irrelevant model response is "Segment: I think the answer is 5" (this is not related to the prompt).

- ☐ Not relevant
- ☐ Somewhat relevant
- ☐ Relevant

(Optional) Comments: eg. why is this relevant or not relevant?

Rate how faithful of an interpretation the model response is

Definition of faithfulness: The model response has the right interpretation of the events that occur in the classroom transcript. We evaluate along this dimension because the model sometimes can hallucinate or misinterpret the events in the transcript when providing suggestions.

Examples: An example of a faithful model response is "Line number: 22, Segment: "Could you repeat what you said?", Reason: The teacher is asking the student to repeat what he said". An example of an unfaithful model response is "Reason: The teacher uses an aggressive tone to force the students to answer" even though the teacher is not threatening the students and no information about tone is in the transcript.

- ☐ Not faithful
- ☐ Somewhat faithful
- ☐ Faithful

(Optional) Comments: eg. why is this faithful or not faithful?

Rate how insightful the model response is

Definition of insightfulness: The model response is insightful if its reason points to something that's not obvious when only reading that single line of the transcript, and might require some knowledge about classroom dynamics.

Examples: An example of an insightful model response is "Line number: 2, Segment: "Okay, hold that thought...". Reason: The teacher recognizes that many students have a similar question, and she puts the current activity on hold to address it. This then leads to a productive classroom discussion." This response is insightful, because it connects the teacher's actions to future implications for the class. An example of an un insightful model response is "Line number: 25, Segment: "Five feet wide equals 40 square what?", Reason: The teacher is emphasizing the importance of units in measuring area and prompting the student to include the unit "feet" in their answer." This response is not insightful, because the interpretation is obvious from just this line of the transcript.

- ☐ Not insightful
- ☐ Somewhat insightful
- ☐ Insightful

(Optional) Comments: eg. why is this insightful or not insightful?

Note: The "Continue" button will be disabled until you've indicated your ratings on the 3 dimensions.

CONTINUE

Figure 38: Human interface for evaluating the highlights (good examples) and missed opportunities (bad examples) on MQI observation items generated by the model.

Evaluating Model Suggestions for Eliciting Student Mathematical Reasoning

Instructions

Setup: You will be given a snippet of a classroom transcript and feedback from the model. The model feedback contains 2 suggestions for the teacher on how the teacher could elicit more student mathematical reasoning in the classroom. We define student mathematical reasoning broadly as students asking questions, engaging in mathematical discourse with their teacher or peers, and providing explanations such as justifying their answers.

Task: You will be asked to evaluate the quality of the model suggestions along 4 dimensions described below. Some of these dimensions include evaluating whether the suggestions draw on events that actually take place in the transcript or whether the suggestions are useful for the teacher.

Current progress: 0 % completed, 0 / 20

Transcript #2776, Suggestion #1 on eliciting student mathematical reasoning

9. teacher: So you can do that. Three divided by 6 is going to be again, 0.5. So again we know 3/6 equals a half and it's equal to 25 or 0.5. So put it on your table. Put it on your table. Now do you see another one that we can take the numerator and divide it by the denominator and again come out with 0.5 – who can give me another one? Student N?

10. student: Four divided by 8.

11. teacher: So I look at my four as the numerator, I look at my 8 and I'm coming right over here. What am I gonna put in there? 0.5. So I'm putting here's my 4 and then I move my finger over to the 8 and again 4/8 is equal to a half so we'll put 0.5 here too. Do I see a pattern going on here?

12. teacher: So 0.5 would be like a half wouldn't it? Do you see another numerator divided by a denominator and you might get a 0.5 again. Who sees another one? Who sees another one? Student M which one?

13. student: Five divided by 10.

14. teacher: Here's my five on here, here's my 10, so I'm gonna come right down and what am I gonna put in there? Five divided by 10 is 0.5. Now if you do that on your calculator once again, if I took five, here's my divided by sign – divided by 10 equals 0.5 again. Any more that we might see? An equivalent fraction that's equal to an equivalent decimal? Student E?

15. student: Six divided by 12.

16. teacher: So I'll come right down. What am I gonna put there? 0.5. Do we know that all these fractions are equal to – that are a half are equal to 0.5? Yes, absolutely. So let's do a little tricky one. I'm gonna point to – and I'll look on the overhead. If I do this, if I take my numerator 1 and I divide it by 3, what is the decimal going to be? 1 divided by 3. Let me do it on my calculator too. If I take a 1 divided by 3 equals – what's it equal, class?

17. teacher: But just for our use we will put 1 divided by 3 and we will put 0.333. That stands for 1/3. That stands for 1/3. So do you all see that on your calculators?

18. teacher: So we could almost say that 0.333 would be equal to what is this, the tens place, the hundreds place and the thousandths place? So we could say that's 333/1000 which would look like this over 1000. So that would be 1/3. So these are equivalents, these fractions that we're doing that we see are equivalent to the decimals. They are worth the same. So what you're going to do right now, and we're not going to do some certain ones here. We're not gonna do number 7, we're not going to do 9 and we're not gonna do 11 today. Then we're going to see certain patterns. So let's take a look. Let's start doing some of the and remember let's see what you can come up with. So if we did 1 the numerator divided by 1 the denominator, what's our number?

19. student: One.

20. teacher: So you put the 1 in the first box and then 2 divided by 1 is what?

21. student: Two.

22. teacher: You're putting them in the box, each of the squares where they belong. Do you see what I'm doing everybody? Are you all doing that on your paper? Then we see 3 divided by 1 is what?

Model prompt

Provide suggestions for the teacher on how the teacher could elicit more student mathematical reasoning in the classroom. We define student mathematical reasoning broadly as students asking questions, engaging in mathematical discourse with their teacher or peers, and providing explanations such as justifying their answers.

Model suggestion #1

Line number: 7, Segment: "So I'm gonna look at my calculator and I'm gonna press 3 then the divided by sign, 6 equals – what's that gonna equal?", Suggestion: Instead of simply asking for the answer, ask students to explain the steps they took to arrive at the answer and to justify their reasoning.

Evaluate the model's suggestion

Rate how relevant of the model's suggestion is to eliciting student mathematical reasoning

Definition of relevance: The model response is connected to eliciting more student mathematical reasoning in the classroom.

Examples: An example of a relevant model response is: "I would ask the students to explain their reasoning for their answer." An example of an irrelevant model response is "The teacher should control the class better"; this suggestion is connected to classroom management, not eliciting student mathematical reasoning.

☐ Not relevant

☐ Somewhat relevant

☐ Relevant

(Optional) Comments: eg. why is this relevant or not relevant?

Rate how faithful of an interpretation the model suggestion is

Definition of faithfulness: The model response has the right interpretation of the events that occur in the classroom transcript. We evaluate along this dimension because the model sometimes can hallucinate or misinterpret the events in the transcript when providing suggestions.

Examples: An example of a faithful model response is "Line number: 22, Segment: "Eight what?", Suggestion: The teacher is trying to ask for the units of the answer, but they could fully formulate their question as "What are the units of the answer?". An example of an unfaithful model response is "Line number: 3, Segment: "[inaudible]", Suggestion: The student is rushing through their homework" even though there is no evidence of rushing in the transcript.

☐ Not faithful

☐ Somewhat faithful

☐ Faithful

(Optional) Comments: eg. why is this faithful or not faithful?

Rate how actionable the model suggestion is

Definition of actionability: The model suggestion is actionable if it is a focused suggestion that the teacher can easily translate into practice to improve their teaching and encourage student mathematical reasoning.

Examples: An example of an actionable model response is "Line number: 22, Segment: "Eight what?", Suggestion: The teacher is trying to ask for the units of the answer, but they should fully formulate their questions, such as "What are the units of the answer?". An example of an unactionable model response is "Line number: 22, Segment: "Eight what?", Suggestion: The teacher should ask more open-ended questions".

☐ Not actionable

☐ Somewhat actionable

☐ Actionable

(Optional) Comments: eg. why is this actionable or not actionable?

Rate how redundant the model suggestion is

Definition of redundancy: The model suggestion is redundant if it is a suggestion that the teacher is already doing in the transcript.

Examples: An example of a redundant model response is "Line number: 22, Segment: "Eight what?", Suggestion: The teacher should ask more questions". An example of a non-redundant model response is "Line number: 22, Segment: "Eight what?", Suggestion: The teacher should fully formulate their questions, such as "What are the units of the answer?".

☐ Redundant

☐ Somewhat redundant

☐ Not redundant

(Optional) Comments: eg. why is this redundant or not redundant?

Note: The 'Continue' button will be disabled until you've indicated your ratings on the 4 dimensions.

CONTINUE

Figure 39: Human interface for evaluating the model suggestions.

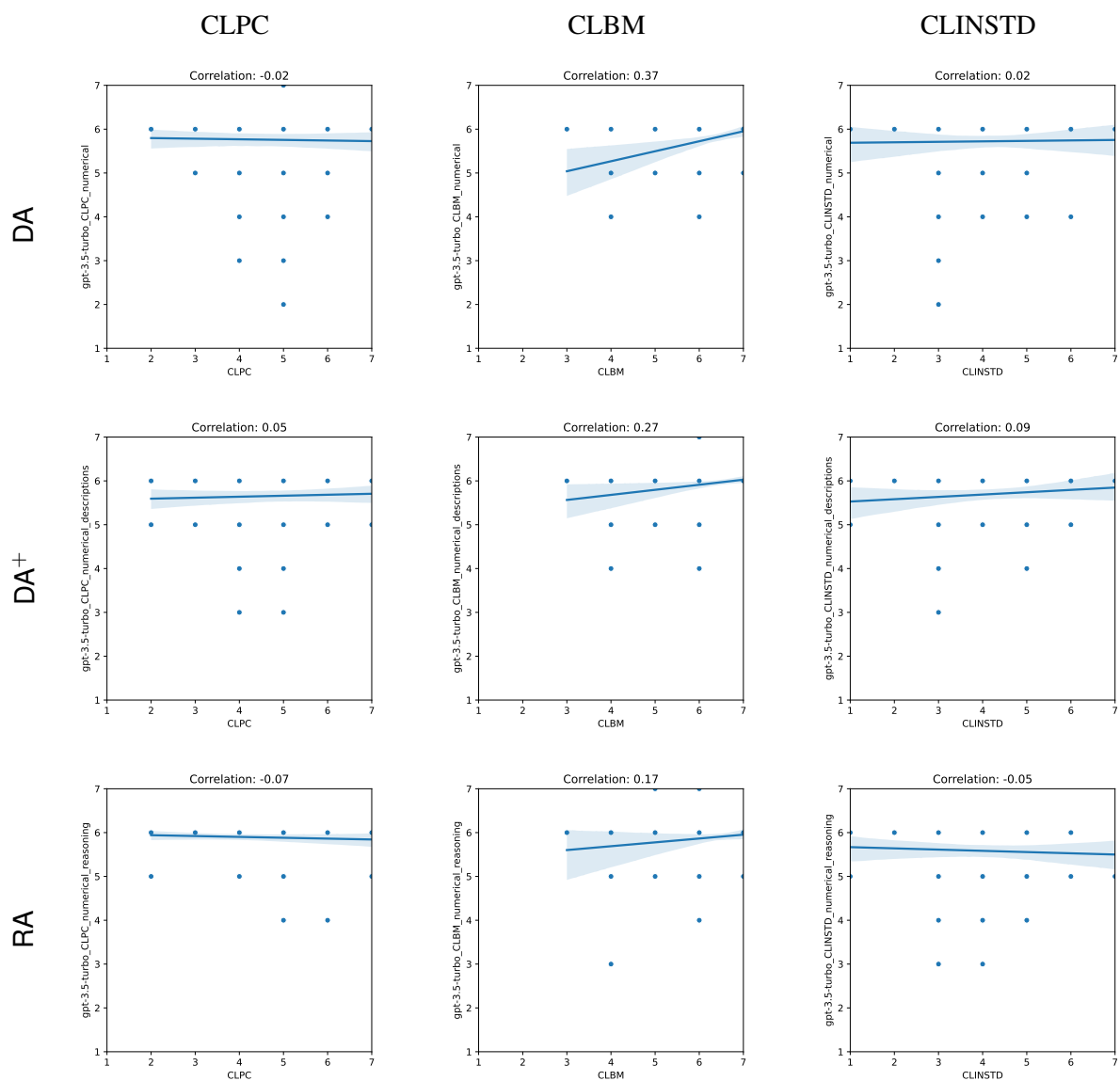


Figure 40: Correlation between CLASS annotations and model predictions.

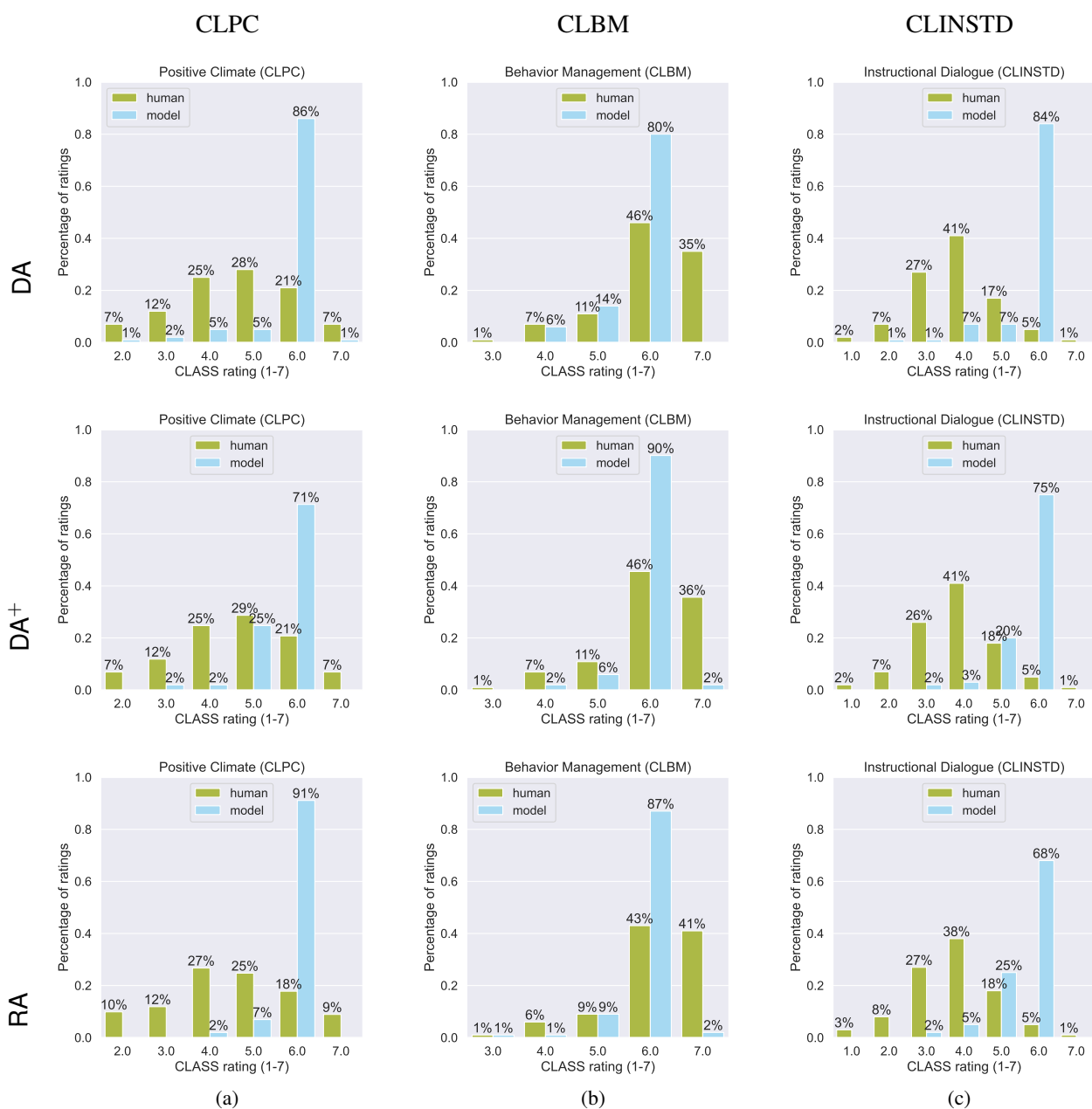


Figure 41: Bar plots comparing CLASS scores from humans vs. ChatGPT model.

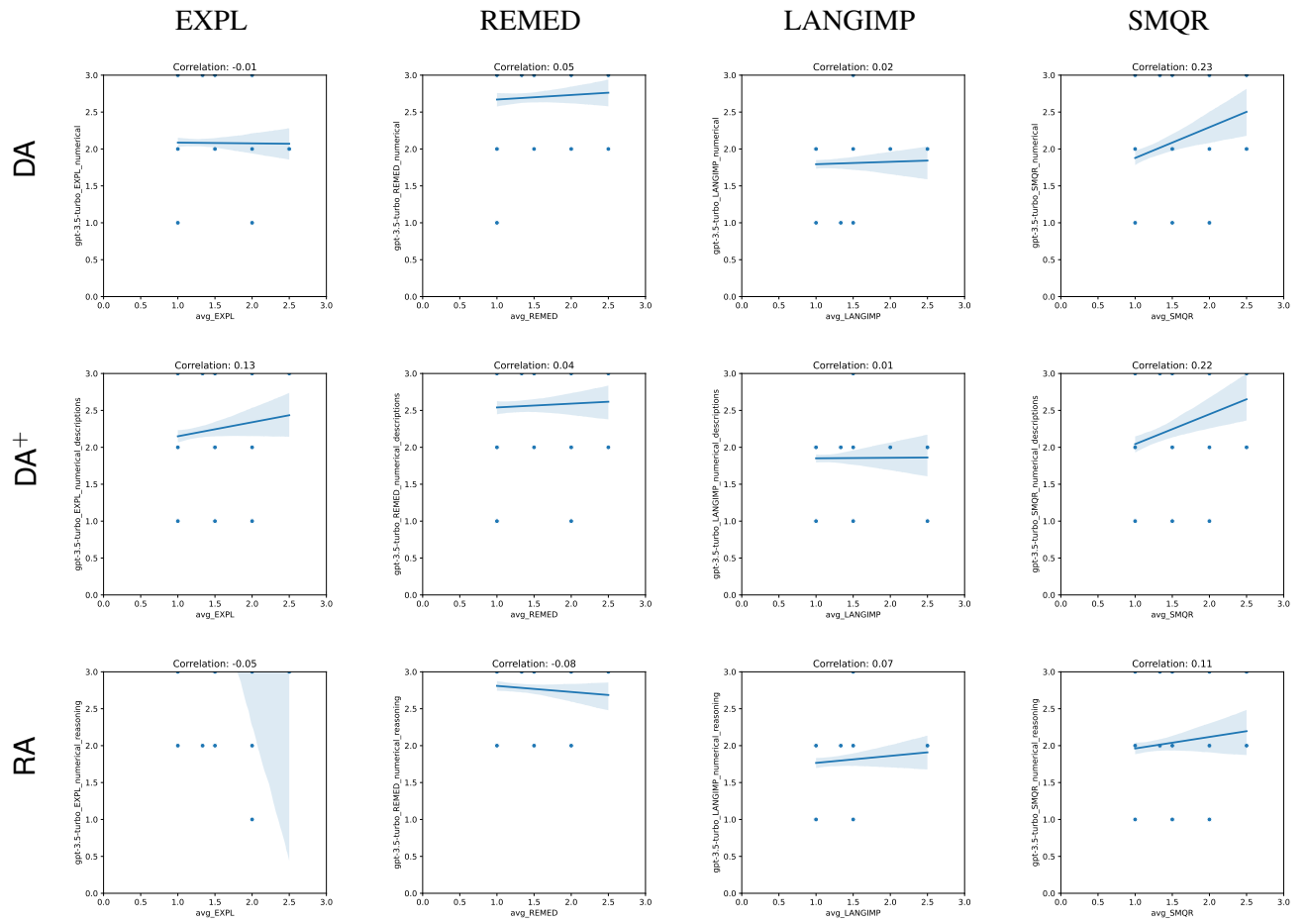


Figure 42: Correlation between MQI annotations and model predictions.

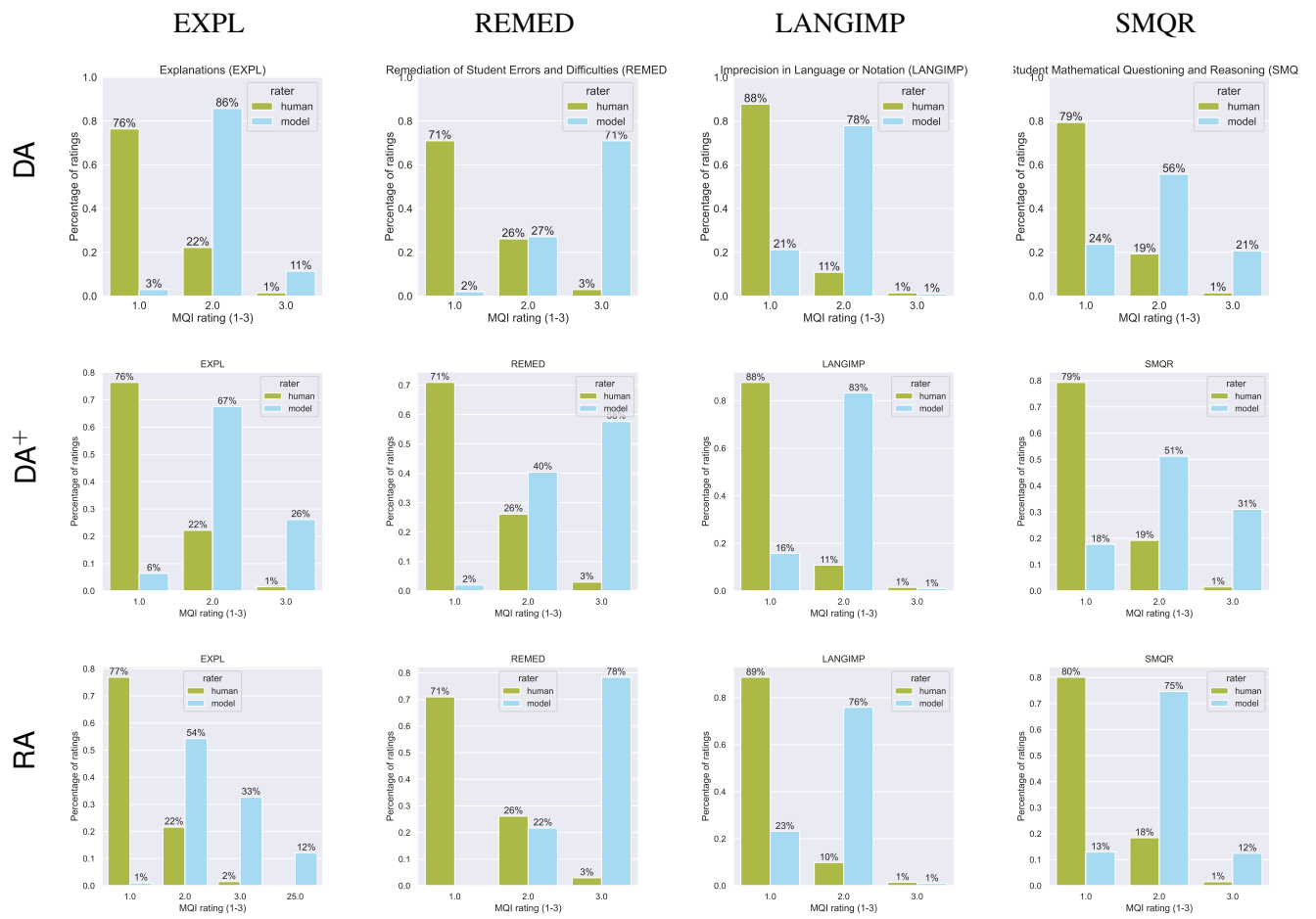


Figure 43: Bar plots comparing MQI scores from humans vs. ChatGPT model.

Model prompt

Consider the following classroom transcript.

Transcript:

1. teacher: Well, it is division. Take my word for it. I'll write them bigger next time. Raise your hand to tell me, what should I do first? Student H, what are you going to do first?
2. student: What's in the parenthesis.
3. teacher: So you're going to do 30 minus 6 first? And what did you get?
4. student: 23.
5. teacher: Check your subtraction.
6. student: I got 24.
7. teacher: You still got that? What's 10 minus 6?
8. student: 4.
9. teacher: So 30 minus 6 can't be 23. It has to be-
10. multiple students: 24.
11. teacher: Now look. When I saw we do it like this - this is what we did last week. 24 goes right in the middle of those parenthesis. Next I have to bring down what I didn't use. What is 24 divided by 3?
12. student: 8.
13. teacher: Your final answer should have been 8. Does that make sense?
14. multiple students: Yes.
15. teacher: Do you want to do one more example?
16. multiple students: Yes.
17. multiple students: No.
18. teacher: We're going to do one more. I'm going to make it a hard one. You have to follow the steps in the order of operations to get it right. If I do what I think is easiest first, the answer is going to end up different. Here's a hard one. Ready? Copy and complete this one. This has more than three steps. It is 5 times 23 minus 18 plus 7. It looks really hard, but if I follow my steps, it won't be so bad. You have to make sure the parenthesis are in the right spot. For those who are stuck, raise your hand and tell me what should they do first and why. Student M? What are you doing first?
19. student: 5 times-
20. teacher: Is that your order of operations? Is that what you should do first? What's in parenthesis?
21. student: 23 minus 18.
22. teacher: Do 23 minus 18 first. You'll find out. Remember to allow everyone to work. You are quiet. If you're wondering whether you're right or wrong, you'll see in just a minute when we do it together. Where did you write it? Look at the problem that's on the board. It's a different one now. Watch how it looks when you solve it. Student H, here's how it looks when you solve it. The first step you said was to do 23 minus 18, which was what?

The transcript contains many short student responses. Please provide 5 suggestions for the teacher on how the teacher could elicit more student reasoning in the classroom. Student reasoning is counted broadly as students asking questions, engaging in mathematical discourse with their teacher or peers, and providing explanations such as justifying their answers.

Format your answer as:

Advice to the teacher:

1. Line number: <specify line number>, Segment: "<copied from transcript>", Suggestion: <specify advice to the teacher>
2. ...

Advice to the teacher:

One of the generated model suggestions

Line number: 18, Segment: "What are you doing first?", Suggestion: Encourage the student to explain their thought process and reasoning for choosing a particular step to start with.

Figure 44: Top box: An example prompt for suggestions on eliciting more student mathematical reasoning in the classroom. Bottom box: one of the suggestions generated by the model.

Evaluation of one of the human annotators

Rating RELEVANCE

Level (low, mid, high): high

Comment: By having the student explain his thought process, the student may have been able to catch his own error rather than having the teacher fix it for him.

Rating FAITHFULNESS

Level (low, mid, high)): high

Comment:

Rating ACTIONABILITY

Level (low, mid, high)): high

Comment:

Rating NOVELTY

Level (low, mid, high)): low

Comment:

Figure 45: One of the human annotator's ratings to the model's response in Figure 44. The human annotators are also shown the transcript the model saw.